

P and B Auto Electrical
20 Woodward Street , Hamilton , Waikato , 3210

Peugeot (AUS) 4007
DW12MTED4 (4HN)/2.2

P and B Auto Electrical

- 4
- 1258
- 1315
- 1160
- 1137
- 1136
- 1200
- 1170
- 1263
- 1263
- 1213
- 1213
- 1166
- 1162
- 1259
- 1010
- 2
- 1439
- 1008
- 1007
- 1314
- 1223
- 1134
- 1363
- 1187
- 1393
- 1364
- 1138
- 1140
- 1146
- 1149
- 1130
- 1365
- 1419
- 1313
- 1210
- 1130
- 1310
- 1205
- 1213
- 1215

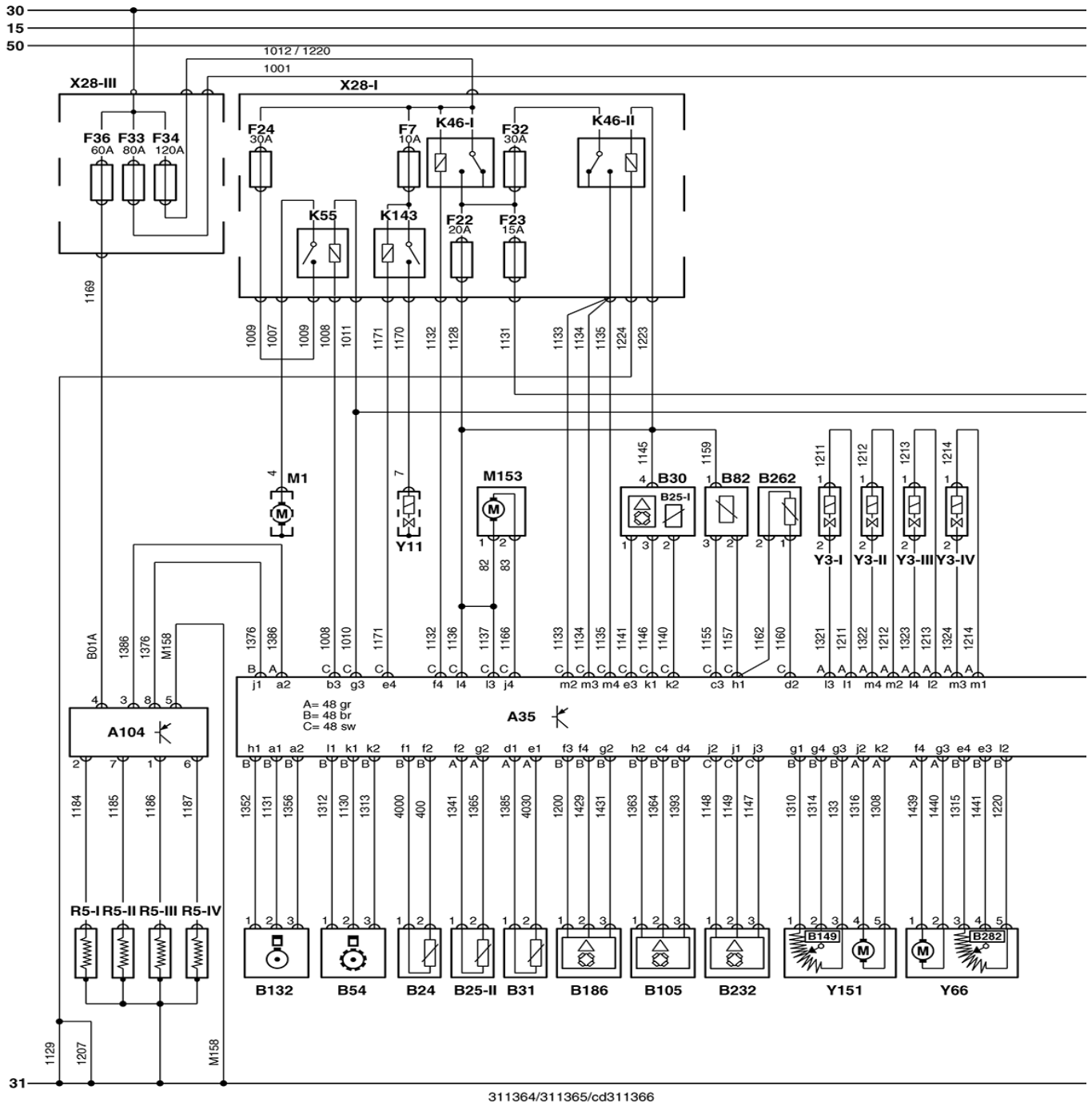
- 1308
- 1316
- 1009
- 1133
- 1156
- 2030
- 2279
- 2027
- 2026
- 2025
- 2026
- 2025
- 2028
- 2030
- 2029
- 2235
- 2019
- 2008
- 2027
- 2028
- 4000
- 2029
- 4150
- 2275
- 2020
- 2278
- 3152
- 1132
- 1132
- 1169
- 1386
- 1386
- 1009
- 1008
- 1186
- 1135
- 1128
- 1440
- 4030
- 1429
- 1420
- 1157
- 1159
- 1133
- 1135
- 1134
- 3152
- 2274
- 1148


















- 1220
- 1143
- 1131
- 1211
- 1441
- 1251
- 1061
- 1151
- 1341
- 1011
- 1131
- 1421
- 1131
- 1321
- 1201
- 1001
- 1431
- 3151
- 1214
- 1144
- 1211
- 1171
- 1214
- 143
- 2
- 7
- 2
- 83
- 82
- 131
- 1200
- 142
- 133
- 1211
- 104
- 130
- 414
- 400
- 410
- 1141
- 1221
- 1171
- 1224
- 411
- 1214
- 1158
- 1098
- 1184
- 1062

- 1142
- 1099
- 1192
- 1138
- 1312
- 1154
- 1152
- 1087
- 1150
- 1352
- 1356
- 1324
- 1376
- 1376
- 1097
- 1195
- 1195
- 1054
- 1185
- 1212
- 1129
- 1054
- 1144
- 1212
- 1147
- 1447
- 1222
- 1155
- 1212
- 1385
- 1323
- 1139
- 1322
- 1139
- 1207
- 1145
- Y11 AC compressor clutch
- K143 AC compressor clutch relay
- B138 Accelerator pedal position (APP) sensor
- G1 Alternator
- 30 Battery +
- 31 Battery -
- S13 Brake pedal position (BPP) switch
- B132 Camshaft position (CMP) sensor
- S258 Clutch pedal position (CPP) switch
- CAN-H Controller area network (data bus) high
- CAN-H Controller area network (data bus) high
- CAN-L Controller area network (data bus) low
- CAN-L Controller area network (data bus) low

- B54 Crankshaft position (CKP) sensor
- X80-I Databus connection 1
- X80-II Databus connection 2
- X80-III Databus connection 3
- X1 Data link connector (DLC)
- B232 Diesel particulate filter (DPF) pressure sensor
- B262 Diesel particulate filter (DPF) temperature sensor
- R94 Engine breather heater
- K46-I Engine control (EC) relay 1
- K46-II Engine control (EC) relay 2
- A35 Engine control module (ECM)
- K12-I Engine coolant blower motor relay 1
- K12-II Engine coolant blower motor relay 2
- K12-III Engine coolant blower motor relay 3
- B24 Engine coolant temperature (ECT) sensor
- H63 Engine malfunction indicator lamp (MIL)
- B86 Engine oil level sensor
- S389 Engine oil pressure switch
- B156 Engine oil temperature sensor
- Y208 Exhaust gas recirculation (EGR) cooler bypass valve
- Y151 Exhaust gas recirculation (EGR) valve actuator
- B149 Exhaust gas recirculation (EGR) valve position sensor
- F2
- F7
- F22
- F23
- F24
- F32
- F33
- F34
- F36
- B82 Fuel/water separator sensor
- M153 Fuel additive pump
- H91 Fuel filter warning lamp
- Y194 Fuel flow control valve
- M12 Fuel pump
- K20 Fuel pump relay
- B186 Fuel rail pressure (FRP) sensor
- Y170 Fuel rail pressure control valve
- B31 Fuel temperature sensor
- X28-I Fuse box/relay plate 1
- X28-II Fuse box/relay plate 2
- X28-III Fuse box/relay plate 3
- R5-I Glow plug 1
- R5-II Glow plug 2
- R5-III Glow plug 3
- R5-IV Glow plug 4
- A104 Glow plug control module
- H25 Glow plug warning lamp

- B72 Heated oxygen sensor (HO2S)
- 15 Ignition switch - ignition ON
- 50 Ignition switch - start signal
- Y3-I Injector 1
- Y3-II Injector 2
- Y3-III Injector 3
- Y3-IV Injector 4
- A75 Instrumentation control module
- A5 Instrument panel
- Y66 Intake air flap control actuator
- B282 Intake air flap control actuator position sensor
- B25-I Intake air temperature (IAT) sensor 1
- B25-II Intake air temperature (IAT) sensor 2
- B30 Mass air flow (MAF) sensor
- A11 Multifunction control module
- M1 Starter motor
- K55 Starter motor inhibitor switch relay
- A85 Steering wheel slip ring
- H111 Stop engine warning lamp
- B105 Turbocharger (TC) boost pressure sensor
- Y217 Turbocharger (TC) vane position actuator
- B222 Turbocharger (TC) vane position sensor
- VAN Vehicle area network (data bus)
- VAN Vehicle area network (data bus)
- VAN Vehicle area network (data bus)
- VAN Vehicle area network (data bus)



 bl = blue	 br = brown	 dbl = dark blue
 dgn = dark green	 el = beige	 ge = yellow
 gn = green	 gr = grey	nf = clear
 og = orange	 rs = pink	 rt = red
 sr = silver	 sw = black	 vi = violet
ws = white	 hbl = light blue	 hgn = light green
 rbr = maroon	x = braided cable	y = high tension
z = non-cable connection		

NOTE: In certain diagrams (Citroen, Peugeot & Renault), colour codes are replaced by numbers which are used to identify a particular cable and not the colour. In this instance, the cables will be numbered at each end close to the harness connector.

©Copyright and database rights: Autodata Limited 1972-2019.