

#PI1296: DIAGNOSTIC TIP FOR E...**#PI1296: DIAGNOSTIC TIP FOR ENGINE MISFIRE AND/OR POPPING NOISE ON COLD STARTUP AFTER CYLINDER HEAD OR FUEL RAIL/INJECTOR REPAIR (AUG 19, 2014)**Document
ID# 3968014**#PI1296: DIAGNOSTIC TIP FOR ENGINE MISFIRE AND/OR POPPING NOISE ON COLD STARTUP AFTER CYLINDER HEAD OR FUEL RAIL/INJECTOR REPAIR (AUG 19, 2014)****Subject: Diagnostic Tip for Engine Misfire and/or Popping Noise on Cold Startup after Cylinder Head or Fuel Rail/Injector Repair****Models: 2009-2015 Buick Enclave Models
2010-2015 Buick LaCrosse, Allure (Canada)
2008-2011 Cadillac STS
2009-2015 Cadillac CTS Models
2010-2015 Cadillac SRX
2013-2015 Cadillac ATS, XTS
2009-2015 Chevrolet Traverse
2010-2015 Chevrolet Camaro, Equinox
2012-2015 Chevrolet Captiva, Impala
2015 Chevrolet Colorado
2009-2015 GMC Acadia Models
2010-2015 GMC Terrain
2015 GMC Canyon
2009-2010 Saturn OUTLOOK
Equipped with HFV6 Engine RPOs LF1, LFW, LFX, LLT, LF3 or LFR****Condition/Concern**



Some customers may comment on a engine misfire and/or popping noise within the first few minutes of a cold start after a recent cylinder head and/or fuel rail/injector repair has been performed.

This may be caused by improper orientation of the fuel injectors due to the previous repair. The injector spray pattern is not in a circular shape, but an oval shape. An improperly installed injector redirects the ends of the oval spray pattern into the intake valve during valve overlap in the split pulse mode of a cold start. Once the split pulse injection start up process has completed it's duty cycle, the engine will operate normally until the next cold start event.


Service Information (SI) will be updated with greater detail on orientation of the fuel injectors and wiring harness in the future.

Recommendation/Instructions

Verify the orientation of the fuel injectors. Refer to Fuel Injector Fuel Rail Assembly Replacement in SI.



- Bank 1 injector connectors aim toward the rear of the engine as shown above.



- Bank 2 injector connectors aim toward the front of the engine as shown above.

Additional Keywords: P0300, P0301, P0302, P0303, P0304, P0305, P0306

GM bulletins are intended for use by professional technicians, NOT a "do-it-yourselfer". They are written to inform these technicians of conditions that may occur on some vehicles, or to provide information that could assist in the proper service of a vehicle. Properly trained technicians have the equipment, tools, safety instructions, and know-how to do a job properly and safely. If a condition is described, DO NOT assume that the bulletin applies to your vehicle, or that your vehicle will have that condition. See your GM dealer for information on whether your vehicle may benefit from the information.



WE SUPPORT
VOLUNTARY
TECHNICIAN
CERTIFICATION

Copyright General Motors Corporation.

Portions of materials contained herein are sourced from General Motors Inc., Co.

Copyright 2007 - 2020 Service Repair Solutions, Inc.