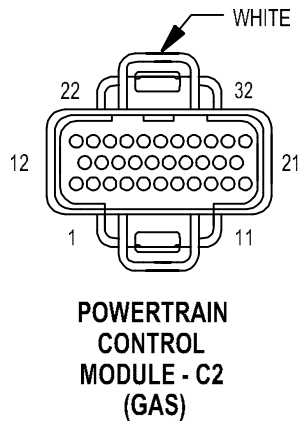


**POWERTRAIN
CONTROL
MODULE - C1
(GAS)**

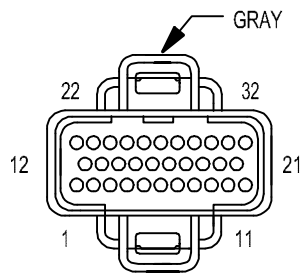
CAV	CIRCUIT	FUNCTION
1	K93 16TN/OR •	COIL DRIVER NO. 3
1	K93 14TN/OR ••	COIL DRIVER NO. 3
2	F991 18OR/DB	FUSED IGNITION SWITCH OUTPUT (ST-RUN)
3	K94 14TN/LG ••	COIL DRIVER NO. 4
4	K4 18BK/LB	SENSOR GROUND
5	K96 14TN/LB ••	COIL DRIVER NO. 6
6	T24 18BR/YL	ENGINE STARTER MOTOR RELAY CONTROL
7	K91 16TN/RD •	COIL DRIVER NO. 1
7	K91 14TN/RD ••	COIL DRIVER NO. 1
8	K24 18GY/BK	CRANKSHAFT POSITION SENSOR SIGNAL
9	K98 14LB/RD ••	COIL DRIVER NO. 8
10	K60 18YL/BK	IDLE AIR CONTROL NO. 2 DRIVER
11	K40 18BR/WT	IDLE AIR CONTROL NO. 3 DRIVER
12	-	-
13	-	-
14	-	-
15	K21 18BK/RD	INTAKE AIR TEMPERATURE SENSOR SIGNAL
16	K2 18TN/BK	ENGINE COOLANT TEMPERATURE SENSOR SIGNAL
17	K7 18OR	5V SUPPLY
18	K44 18TN/YL	CAMSHAFT POSITION SENSOR SIGNAL
19	K39 18GY/RD •	IDLE AIR CONTROL NO. 1 DRIVER
19	K39 18GY/BK ••	IDLE AIR CONTROL NO. 1 DRIVER
20	K59 18VT/BK	IDLE AIR CONTROL NO. 4 DRIVER
21	K95 14TN/DG ••	COIL DRIVER NO. 5
22	A7 14RD/BK	FUSED B(+)
23	K22 18OR/RD	THROTTLE POSITION SENSOR SIGNAL
24	K241 18LG/RD	OXYGEN SENSOR 1/1 SIGNAL
25	K41 18BK/DG	OXYGEN SENSOR 1/2 SIGNAL
26	-	-
27	K1 18DG/RD	MAP SENSOR SIGNAL
28	-	-
29	-	-
30	-	-
31	Z11 14BK/WT	GROUND
32	Z12 14BK/TN	GROUND

•• 4.7L
• 4.0L



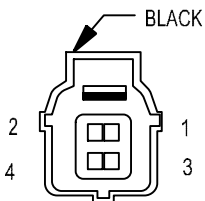
CAV	CIRCUIT	FUNCTION
1	T54 18VT •	TRANSMISSION TEMPERATURE SENSOR SIGNAL
2	K17 18DB/TN ••	FUEL INJECTOR NO. 7 DRIVER
3	-	-
4	K11 18WT/DB	FUEL INJECTOR NO. 1 DRIVER
5	K13 18YL/WT	FUEL INJECTOR NO. 3 DRIVER
6	K38 18GY	FUEL INJECTOR NO. 5 DRIVER
7	K97 14BR ••	COIL DRIVER NO. 7
8	K88 18PK •	GOVERNOR PRESSURE SOLENOID CONTROL
9	K92 16TN/PK •	COIL DRIVER NO. 2
9	K92 14TN/PK ••	COIL DRIVER NO. 2
10	K20 18DG	GENERATOR FIELD DRIVER
11	T22 18DG/LB •	TORQUE CONVERTER CLUTCH SOLENOID CONTROL
12	K58 18BR/DB	FUEL INJECTOR NO. 6 DRIVER
13	K18 18DB/GY ••	FUEL INJECTOR NO. 8 DRIVER
14	-	-
15	K12 18TN	FUEL INJECTOR NO. 2 DRIVER
16	K14 18LB/BR	FUEL INJECTOR NO. 4 DRIVER
17	C24 18DB/PK	RADIATOR FAN RELAY CONTROL
18	-	-
19	-	-
20	-	-
21	T121 18BR/WT •	3-4 SHIFT SOLENOID CONTROL
22	-	-
23	G60 18GY/YL	ENGINE OIL PRESSURE SENSOR SIGNAL
24	-	-
25	T13 18DB/BK •	SPEED SENSOR GROUND
26	-	-
27	G7 18WT/OR	VEHICLE SPEED SENSOR SIGNAL
28	T14 18LG/WT •	OUTPUT SPEED SENSOR SIGNAL
29	T25 18LG/RD •	GOVERNOR PRESSURE SENSOR SIGNAL
30	K30 18PK/YL •	TRANSMISSION CONTROL RELAY CONTROL
31	K6 18VT/WT	5V SUPPLY
32	-	-

• 4.0L
•• 4.7L



POWERTRAIN CONTROL MODULE - C3 (GAS)

CAV	CIRCUIT	FUNCTION
1	C13 18DB/OR	A/C COMPRESSOR CLUTCH RELAY CONTROL
2	-	-
3	K51 18DB/YL	AUTOMATIC SHUT DOWN RELAY CONTROL
4	V36 18TN/RD	SPEED CONTROL VACUUM SOLENOID CONTROL
5	V35 18LG/RD	SPEED CONTROL VENT SOLENOID CONTROL
6	-	-
7	-	-
8	-	-
9	-	-
10	K106 18WT/DG	● LEAK DETECTION PUMP SOLENOID CONTROL
11	V32 18OR/DG	SPEED CONTROL POWER SUPPLY
12	F42 18DG/LG	FUSED AUTOMATIC SHUT DOWN RELAY OUTPUT
13	T99 18OR/YL	■ TORQUE MANAGEMENT REQUEST SENSE
13	T99 18OR/YL	▲ OVERDRIVE OFF SWITCH SENSE
14	K107 18OR/PK	● LEAK DETECTION PUMP SWITCH SENSE
15	K25 18VT/LG	BATTERY TEMPERATURE SENSOR SIGNAL
16	-	-
17	-	-
18	-	-
19	K31 18BR	FUEL PUMP RELAY CONTROL
20	K52 18PK/BK	DUTY CYCLE EVAP/PURGE SOLENOID CONTROL
21	-	-
22	C18 18DB	A/C PRESSURE SIGNAL
23	-	-
24	K29 18WT/PK	BRAKE SWITCH SENSE
25	K21 18LB/RD	GENERATOR SOURCE
26	K226 18LB/YL	FUEL LEVEL SENSOR SIGNAL
27	D21 18PK	SCI TRANSMIT
28	-	-
29	D32 18LG/DG	SCI RECEIVE
30	D25 18YL/VT	PCI BUS
31	-	-
32	V37 18RD/LG	SPEED CONTROL SWITCH SIGNAL



PRESSURE TRANSDUCER (4.7L)

CAV	CIRCUIT	FUNCTION
1	Z13 14BK/RD	GROUND
2	T138 14GY/LB	5V SUPPLY
3	T130 14VT/TN	LINE PRESSURE SENSOR SIGNAL
4	-	-

- ▲ 4.0L
- 4.7L
- EXCEPT BUILT-UP-EXPORT