

2006 Buick Lucerne CX

2006 ACCESSORIES & EQUIPMENT Wiring Systems (3 Of 3) - Lucerne

FUSE BLOCK - REAR LABEL

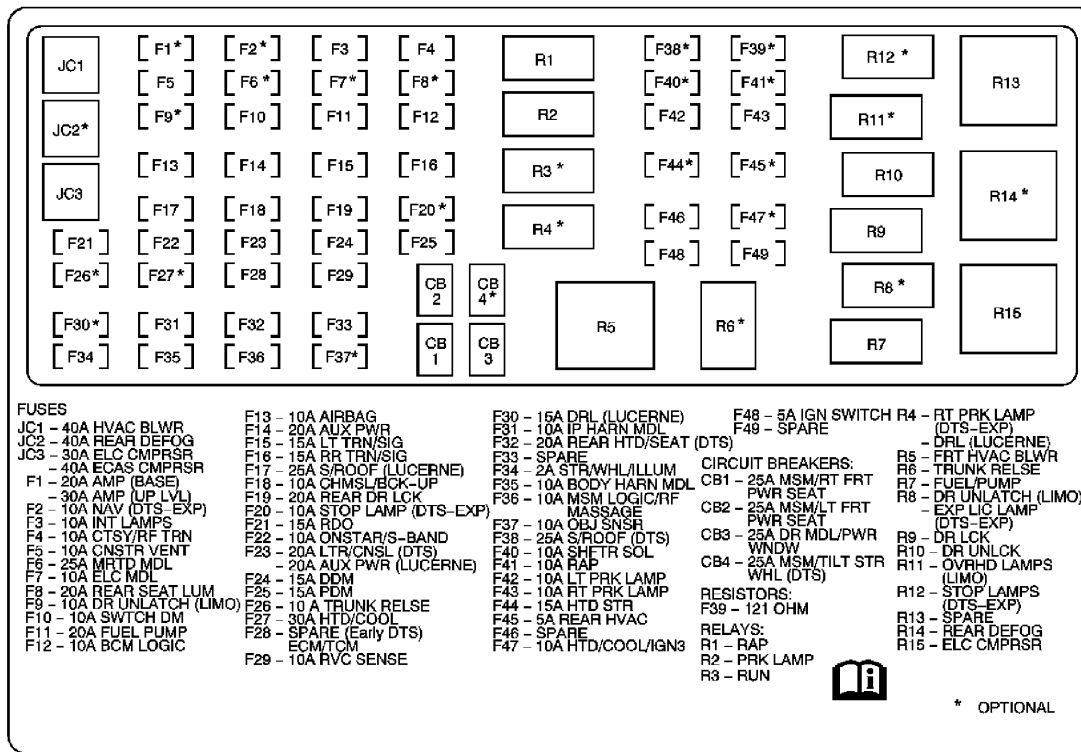


Fig. 20: Identifying Fuse Block - Rear Label
 Courtesy of GENERAL MOTORS CORP.

Fuse Block - Rear Label Usage

No.	Fuse	Rating	Description
JC1	HVAC BLWR Fuse	40A	FRT HVAC BLWR Relay
JC2	REAR DEFOG Fuse	40A	REAR DEFOG Relay
JC3	ELC CMPSRSR Fuse	30A	ELC COMPSRSR Relay
F1	AMP Fuse	20A (BASE) 30A (UPLVL)	Amplifier
F2	-	-	Not Used
F3	INT LAMPS Fuse	10A	Body Control Module (BCM)
F4	CTSY/RF TRN Fuse	10A	Body Control Module (BCM)
F5	CNSTR VENT Fuse	10A	Evaporative Emissions (EVAP) Canister Vent Solenoid Valve
F6	MRTD MDL Fuse	25A	Electronic Suspension Control (ESC) Module (F55)
F7	ELC MDL Fuse	10A	Electronic Suspension Control (ESC) Module (FE1), Automatic Level Control (ALC) Compressor (w/FE1, F55)

2006 Buick Lucerne CX

2006 ACCESSORIES & EQUIPMENT Wiring Systems (3 Of 3) - Lucerne

F8-F9	-	-	Not Used
F10	SWTCH DM Fuse	10A	Body Control Module (BCM)
F11	FUEL PUMP Fuse	20A	FUEL/PUMP Relay
F12	BCM LOGIC Fuse	10A	Body Control Module (BCM)
F13	AIRBAG Fuse	10A	Inflatable Restraint Sensing and Diagnostic Module (SDM)
F14	AUX PWR Fuse	20A	Auxiliary Power Outlet - Front
F15	LT TRN/SIG Fuse	15A	Body Control Module (BCM)
F16	RR TRN/SIG Fuse	15A	Body Control Module (BCM)
F17	S/ROOF Fuse	25A	Sunroof Control Module (CF5)
F18	CHMSL/BCK-UP Fuse	10A	Body Control Module (BCM)
F19	REAR DR LCK Fuse	20A	DR LCK Relay, DR UNLCK Relay
F20	-	-	Not Used
F21	RDO Fuse	15A	Radio
F22	ONSTAR/S-BAND	10A	Vehicle Communication Interface Module (UE1), Digital Radio Receiver (U2K)
F23	AUX PWR Fuse	15A	Cigar Lighter, Auxiliary Power Outlet - Console
F24	DDM Fuse	15A	Driver Door Module (DDM)
F25	PDM Fuse	15A	Front Passenger Door Module (FPDM)
F26	TRUNK RELSE Fuse	10A	Rear Compartment Lid Latch
F27	HTD/COOL Fuse	30A	Climate Control Seat Module - Front (KB6)
F28	ECM/TCM Fuse	15A	Engine Control Module (ECM) (LD8), Transmission Control Module (TCM) (LD8), Powertrain Control Module (PCM) (L26)
F29	RVC SENSE Fuse	10A	Body Control Module (BCM) (CE1)
F30	DRL Fuse	15A	Headlamp Assembly - RF
F31	I/P HARN MDL Fuse	10A	Theft Deterrent Module (TDM), Data Link Connector (DLC), Instrument Panel Cluster (IPC), HVAC Control Module
F32	-	-	Not Used
F33	SPARE Fuse	-	Spare Fuse
F34	STR/WHL/ILLUM Fuse	2A	Steering Wheel Control Switch - Left, Steering Wheel Control Switch - Right
F35	BODY HARN MDL Fuse	10A	Garage Door Opener Transmitter, Inside Rearview Mirror (TQ5), Remote Control Door Lock Receiver (RCDLR)
F36	MSM LOGIC/RF MASSAGE Fuse	10A	Memory Seat Module (MSM) (A45)
F37	OBJ SNSR Fuse	10A	Object Alarm Module (UD7)
F38	-	-	Not Used
F40	SHFTR SOL Fuse	10A	Reverse Lockout Solenoid (A51), Park Switch (A51)

2006 Buick Lucerne CX

2006 ACCESSORIES & EQUIPMENT Wiring Systems (3 Of 3) - Lucerne

F41	RAP Fuse	10A	Inside Rearview Mirror, Outside Moisture Sensor (CE1), Sunroof Control Module
F42	LT PRK LAMP Fuse	10A	Tail Lamp Assembly - Left, Headlamp Assembly - LF, Tail Lamp Assembly - Left Auxiliary
F43	RT PRK LAMP Fuse	10A	License Lamps, Tail Lamp Assembly - Right, Headlamp Assembly - RF, Tail Lamp Assembly - Right Auxiliary
F44-F45	-	-	Not Used
F46	SPARE Fuse	-	Spare Fuse
F47	HTD/COOL/IGN3 Fuse	10A	Climate Control Seat Module - Front (KB6), Windshield Washer Solvent Heater (XA7), Reverse Lockout Solenoid (A51)
F48	IGN SWTCH Fuse	5A	Ignition Switch
F49	SPARE Fuse	-	Spare Fuse
CB1	MSM/RT FRT PWR SEAT Circuit Breaker	25A	Seat Adjuster Switch - Passenger, Lumbar Adjuster Switch - Passenger
CB2	MSM/LT FRT PWR SEAT Circuit Breaker	25A	Seat Adjuster Switch - Driver, Memory Seat Module (MSM) (A45)
CB3	DR MDL/PWR WNDW Circuit Breaker	25A	Driver Door Module (DDM), Front Passenger Door Module (FPDM), Window Switch - Left Rear Door, Window Switch - Right Rear Door
CB4	-	-	Not Used
F39	121 OHM Resistor	-	Electronic Suspension Control (ESC) Module
R1	RAP Relay	-	S/ROOF, SHFTR SOL, RAP Fuses
R2	PRK LAMP Relay	-	LT PRK LAMP, RT PRK LAMP Fuses
R3	RUN Relay	-	HTD/COOL/IGN3 Fuse
R4	DRL Relay	-	DRL Fuse
R5	FRT HVAC BLWR Relay	-	HVAC Control Module, Blower Motor, Blower Motor Control Module
R6	TRUNK RELSE Relay	-	TRUNK RELSE Fuse
R7	FUEL/PUMP Relay	-	Engine Control Module (ECM) (LD8) Powertrain Control Module (L26), Fuel Pump and Sender Assembly
R8	-	-	Not Used
R9	DR LCK Relay	-	Body Control Module (BCM), Door Latch Assembly - LR, Door Latch Assembly - RR
R10	DR UNLCK Relay	-	Body Control Module (BCM), Door Latch Assembly - LR, Door Latch Assembly - RR
R11-R12	-	-	Not Used
R13	SPARE Relay	-	Spare Relay
R14	REAR DEFOG Relay	-	HVAC Control Module, Rear Window Defogger
R15	ELC COMPRSR Relay	-	Electronic Suspension Control (ESC) Module

FUSE BLOCK - REAR TOP VIEW

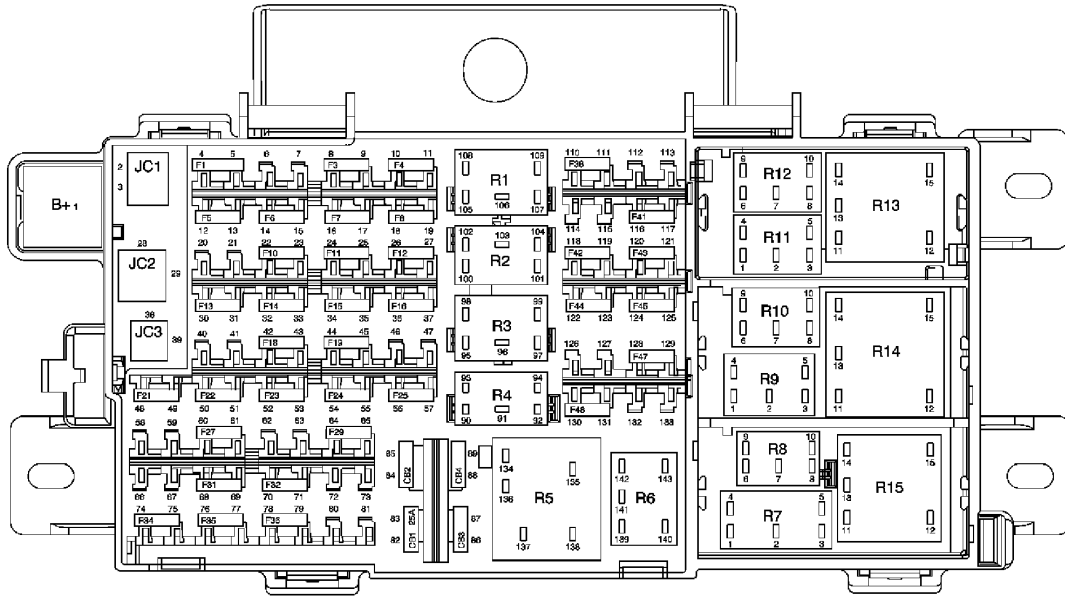


Fig. 21: Fuse Block - Rear Top View
Courtesy of GENERAL MOTORS CORP.

FUSE BLOCK - REAR BOTTOM VIEW

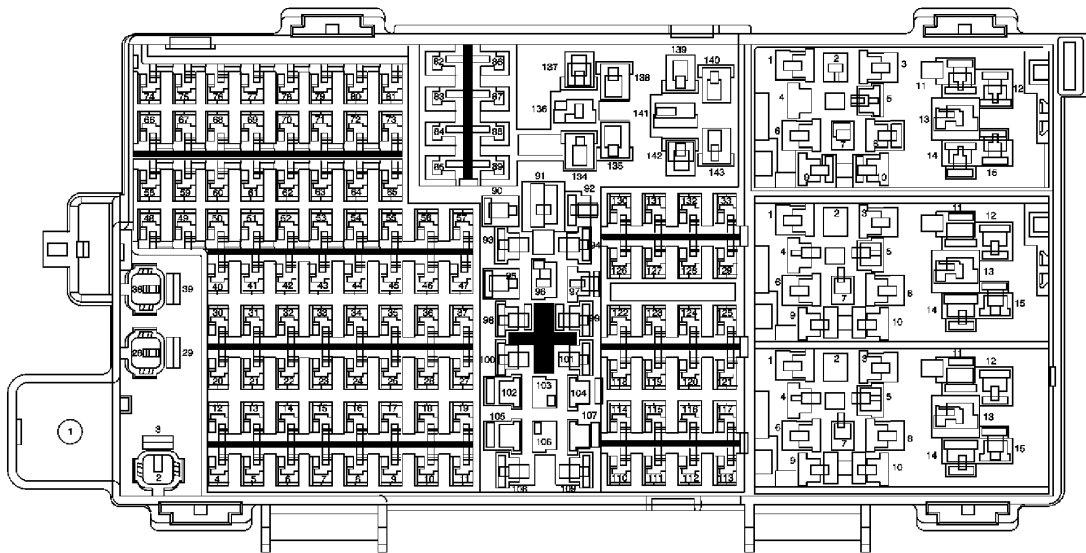


Fig. 22: Fuse Block - Rear Bottom View
Courtesy of GENERAL MOTORS CORP.

2006 Buick Lucerne CX

2006 ACCESSORIES & EQUIPMENT Wiring Systems (3 Of 3) - Lucerne

FUSE BLOCK - REAR (WIRE ENTRY)

Electrical Center Identification

Connector Part Information

- OEM: L0055954
- Service: See Catalog
- Description: 143-Way F (BK)

Terminal Part Information

- Terminal/Tray: See Terminal Repair Kit
- Core/Insulation Crimp: See Terminal Repair Kit
- Release Tool/Test Probe: See Terminal Repair Kit

Fuse Block - Rear (Wire Entry)

Pin	Wire Color	Circuit No.	Function
1	-	-	Battery Positive Voltage Bus
2	PK/OG	2540	Battery Positive Voltage
3-4	-	-	Battery Positive Voltage Bus
5	TN/D-BU	3440	Battery Positive Voltage (UQA)
6	-	-	Battery Positive Voltage Bus
7	-	-	Not Used
8	-	-	Battery Positive Voltage Bus
9	D-GN/PU	1940	Battery Positive Voltage (Early Production)
	D-GN/GY	1940	Battery Positive Voltage (Late Production)
10	-	-	Battery Positive Voltage Bus
11	TN/PK	5040	Battery Positive Voltage (Early Production)
	TN/OG	5040	Battery Positive Voltage (Late Production)
12	-	-	Battery Positive Voltage Bus
13	RD/WH	2840	Battery Positive Voltage
14	-	-	Battery Positive Voltage Bus
15	TN/PU	4340	Battery Positive Voltage
16	-	-	Battery Positive Voltage Bus
17	RD/WH	3340	Battery Positive Voltage
	RD/WH	3340	Battery Positive Voltage
18	-	-	Battery Positive Voltage Bus
19-20	-	-	Not Used
21	-	-	Battery Positive Voltage Bus
22	PK/D-BU	3140	Battery Positive Voltage
23	-	-	Battery Positive Voltage Bus
24	RD/WH	740	Battery Positive Voltage
25	-	-	Battery Positive Voltage Bus

2006 Buick Lucerne CX

2006 ACCESSORIES & EQUIPMENT Wiring Systems (3 Of 3) - Lucerne

26	PK/GY	3040	Battery Positive Voltage
27	-	-	Battery Positive Voltage Bus
28	RD/BK	742	Battery Positive Voltage
29	-	-	Battery Positive Voltage Bus
30	PK/RD	2440	Battery Positive Voltage
	PK/RD	2440	Battery Positive Voltage
31	-	-	Battery Positive Voltage Bus
32	PK/D-GN	2740	Battery Positive Voltage
33	-	-	Battery Positive Voltage Bus
34	RD/YE	340	Battery Positive Voltage
35	-	-	Battery Positive Voltage Bus
36	RD/GN	440	Battery Positive Voltage
37	-	-	Battery Positive Voltage Bus
38	RD/BK	1342	Battery Positive Voltage
39-40	-	-	Battery Positive Voltage Bus
41	TN/GY	4440	Battery Positive Voltage
42	-	-	Battery Positive Voltage Bus
43	RD/WH	1240	Battery Positive Voltage (Early Production)
	RD/YE	1240	Battery Positive Voltage (Late Production)
44	-	-	Battery Positive Voltage Bus
45	RD/BK	542	Battery Positive Voltage
	RD/BK	542	Battery Positive Voltage
46	-	-	Battery Positive Voltage Bus
47	-	-	Not Used
48	RD/WH	2040	Battery Positive Voltage
49-50	-	-	Battery Positive Voltage Bus
51	PK/BN	2340	Battery Positive Voltage (UE1)
	PK/BN	2340	Battery Positive Voltage (U2K)
52	-	-	Battery Positive Voltage Bus
53	RD/WH	1740	Battery Positive Voltage (Early Production)
	RD/YE	1740	Battery Positive Voltage (Late Production)
	RD/WH	1740	Battery Positive Voltage (A51) (Early Production)
	RD/YE	1740	Battery Positive Voltage (A51) (Late Production)
54	-	-	Battery Positive Voltage Bus
55	PK/PU	2940	Battery Positive Voltage
56	-	-	Battery Positive Voltage Bus
57	TN/RD	3540	Battery Positive Voltage
58	WH	956	Relay Control
59	TN/WH	56	Trunk Release Motor Supply Voltage

2006 Buick Lucerne CX

2006 ACCESSORIES & EQUIPMENT Wiring Systems (3 Of 3) - Lucerne

60	YE/GY	1440	Battery Positive Voltage
61	-	-	Battery Positive Voltage Bus
62	RD/WH	4640	Battery Positive Voltage
62	RD/WH	540	Battery Positive Voltage
63	-	-	Battery Positive Voltage Bus
64	TN/OG	3640	Battery Positive Voltage
65	-	-	Battery Positive Voltage Bus
66	RD/BK	642	Battery Positive Voltage
67	TN/WH	312	Right Headlamp Low Beam Supply Voltage
68	OG/PK	1840	Battery Positive Voltage
	OG/PK	1840	Battery Positive Voltage
69	-	-	Battery Positive Voltage Bus
70	-	-	Not Used
71-73	-	-	Battery Positive Voltage Bus
74	YE	1491	Backlight Lamp Control
75	GY/BK	1381	LCD Dimming Signal
76	RD/D-GN	1040	Battery Positive Voltage
77	-	-	Battery Positive Voltage Bus
78	OG/BN	1640	Battery Positive Voltage
79	-	-	Battery Positive Voltage Bus
80	RD/WH	4540	Battery Positive Voltage
81	-	-	Battery Positive Voltage Bus
82	TN/D-BU	4240	Battery Positive Voltage
83	-	-	Battery Positive Voltage Bus
84	RD/PK	1140	Battery Positive Voltage
85	-	-	Battery Positive Voltage Bus
86	RD/WH	140	Battery Positive Voltage
87	-	-	Battery Positive Voltage Bus
88	-	-	Not Used
89	-	-	Not Used
R4 - (DRL Relay)			
90	-	-	Battery Positive Voltage Bus
91	-	-	Not Used
92	PU	544	DRL Relay Control
93	-	-	Battery Positive Voltage Bus
94	RD/BK	642	Battery Positive Voltage
R3 - (RUN Relay)			
95	-	-	Battery Positive Voltage Bus
96	-	-	Not Used
97	L-GN/BN	5486	Run Relay Coil Control
98	BK	750	Ground

2006 Buick Lucerne CX

2006 ACCESSORIES & EQUIPMENT Wiring Systems (3 Of 3) - Lucerne

99	-	-	Battery Positive Voltage Bus
R2 - (PRK LAMP Relay)			
100	-	-	Battery Positive Voltage Bus
101	D-BU	45	Park Lamp Relay Control
102	-	-	Battery Positive Voltage Bus
103	-	-	Not Used
104	RD/BK	642	Battery Positive Voltage
	RD/BK	642	Battery Positive Voltage
R1 - (RAP Relay)			
105	-	-	Battery Positive Voltage Bus
106	-	-	Not Used
107	BK	750	Ground
108	BK/TN	707	RAP Relay Coil Supply Voltage
109-110	-	-	Battery Positive Voltage Bus
111	-	-	Not Used
112	TN/BK	2500	High Speed GMLAN Serial Data Bus+
113	TN	2501	High Speed GMLAN Serial Data Bus-
114	-	-	Battery Positive Voltage Bus
115	YE/BN	143	Accessory Voltage
116	-	-	Battery Positive Voltage Bus
117	YE	643	Accessory Voltage
	YE	643	Accessory Voltage
118	RD/BK	642	Battery Positive Voltage
119	PU	709	Left Park Lamp Supply Voltage
120	RD/BK	642	Battery Positive Voltage
121	BN/WH	309	Right Park Lamp Supply Voltage
	BN/WH	309	Right Park Lamp Supply Voltage
122	-	-	Battery Positive Voltage Bus
123	-	-	Not Used
124	-	-	Battery Positive Voltage Bus
125	-	-	Not Used
126-128	-	-	Battery Positive Voltage Bus
129	BN	741	Ignition 3 Voltage
	BN	741	Ignition 3 Voltage
130	-	-	Battery Positive Voltage Bus
131	PK/YE	2640	Battery Positive Voltage
132-133	-	-	Battery Positive Voltage Bus
R5 - (FRT HVAC BLWR Relay)			
134	RD/BK	442	Battery Positive Voltage
135	-	-	Battery Positive Voltage Bus
136	-	-	Not Used

2006 Buick Lucerne CX

2006 ACCESSORIES & EQUIPMENT Wiring Systems (3 Of 3) - Lucerne

137	BN	64	High Blower Motor Relay Control
138	PK/OG	2540	Battery Positive Voltage
R6 - (TRUNK RELSE Relay)			
139	L-BU	1344	Trunk Release Relay Control
140	WH	956	Relay Control
141	-	-	Not Used
142	-	-	Battery Positive Voltage Bus
143	BK	750	Ground
R7 - (Fuel/Pump Relay)			
1	RD/WH	740	Battery Positive Voltage
2	-	-	Not Used
3	D-GN/WH	465	Fuel Pump Relay Control - Primary
4	BK	750	Ground
5	GY	120	Fuel Pump Supply Voltage
R8 - (Not Used)			
R9 - (DR LCK Relay)			
1	RD/BK	542	Battery Positive Voltage
2	BK	750	Ground
3	L-BU/BK	6692	Left Rear Door Lock Motor Unlock Control
4	BK	750	Ground
5	GY	295	Door Lock Actuator Lock Control
	GY	295	Door Lock Actuator Lock Control
R10 - (DR UNLCK Relay)			
6	RD/BK	542	Battery Positive Voltage
	RD/BK	542	Battery Positive Voltage
7	BK	750	Ground
8	RD/BK	542	Battery Positive Voltage
9	L-BU/WH	6693	Right Rear Door Lock Motor Unlock Control
10	TN	294	Door Lock Actuator Unlock Control
	TN	294	Door Lock Actuator Unlock Control
R1-R13 - (Not Used)			
R14 - (REAR DEFOG Relay)			
11	BK	750	Ground
12	PU	293	Rear Defog Element Supply Voltage
13	-	-	Not Used
14	RD/BK	742	Battery Positive Voltage
15	WH	193	Rear Defog Relay Control
R15 - (ELC COMPRSR Relay)			
11	YE	321	Automatic Level Control Relay Control
12	D-GN	322	Electronic Level Control Compressor Motor Supply Voltage

2006 Buick Lucerne CX

2006 ACCESSORIES & EQUIPMENT Wiring Systems (3 Of 3) - Lucerne

13	-	-	Not Used
14	RD/BK	1342	Battery Positive Voltage
15	RD/BK	1342	Battery Positive Voltage

GROUND DISTRIBUTION

2006 Buick Lucerne CX

2006 SYSTEM WIRING DIAGRAMS Buick - Lucerne

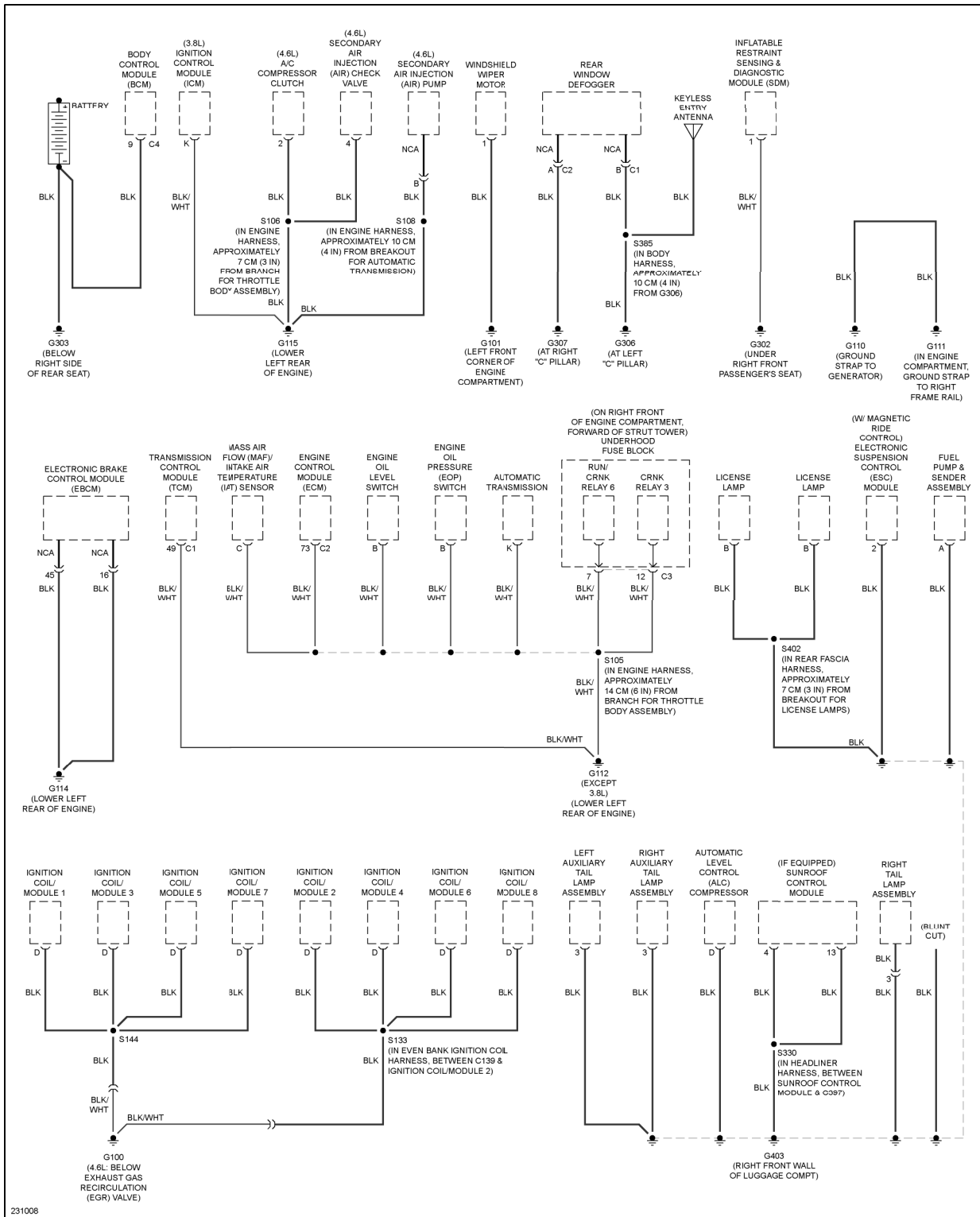


Fig. 35: Ground Distribution Circuit (1 of 4)

2006 Buick Lucerne CX

2006 SYSTEM WIRING DIAGRAMS Buick - Lucerne

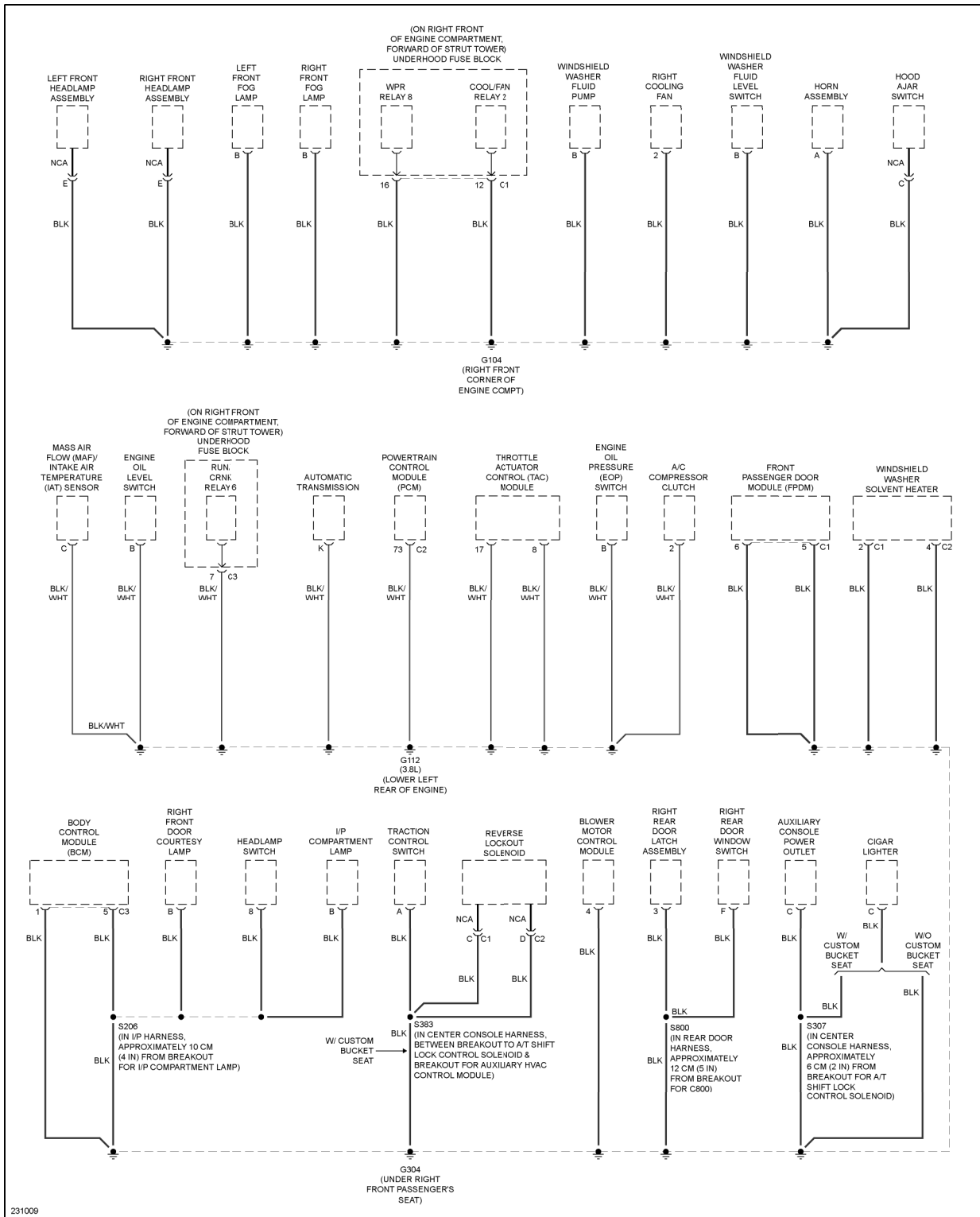


Fig. 36: Ground Distribution Circuit (2 of 4)

2006 Buick Lucerne CX

2006 SYSTEM WIRING DIAGRAMS Buick - Lucerne

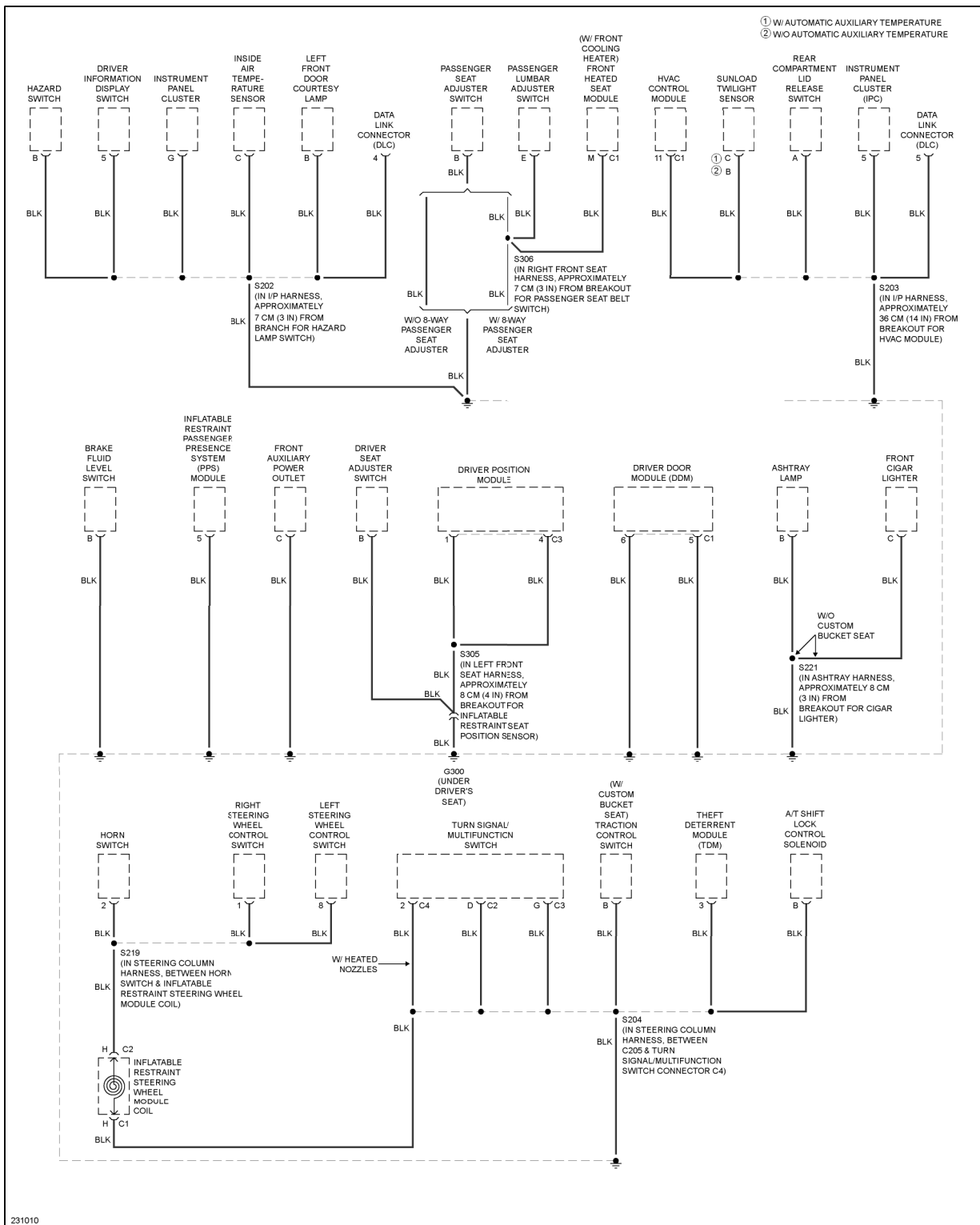
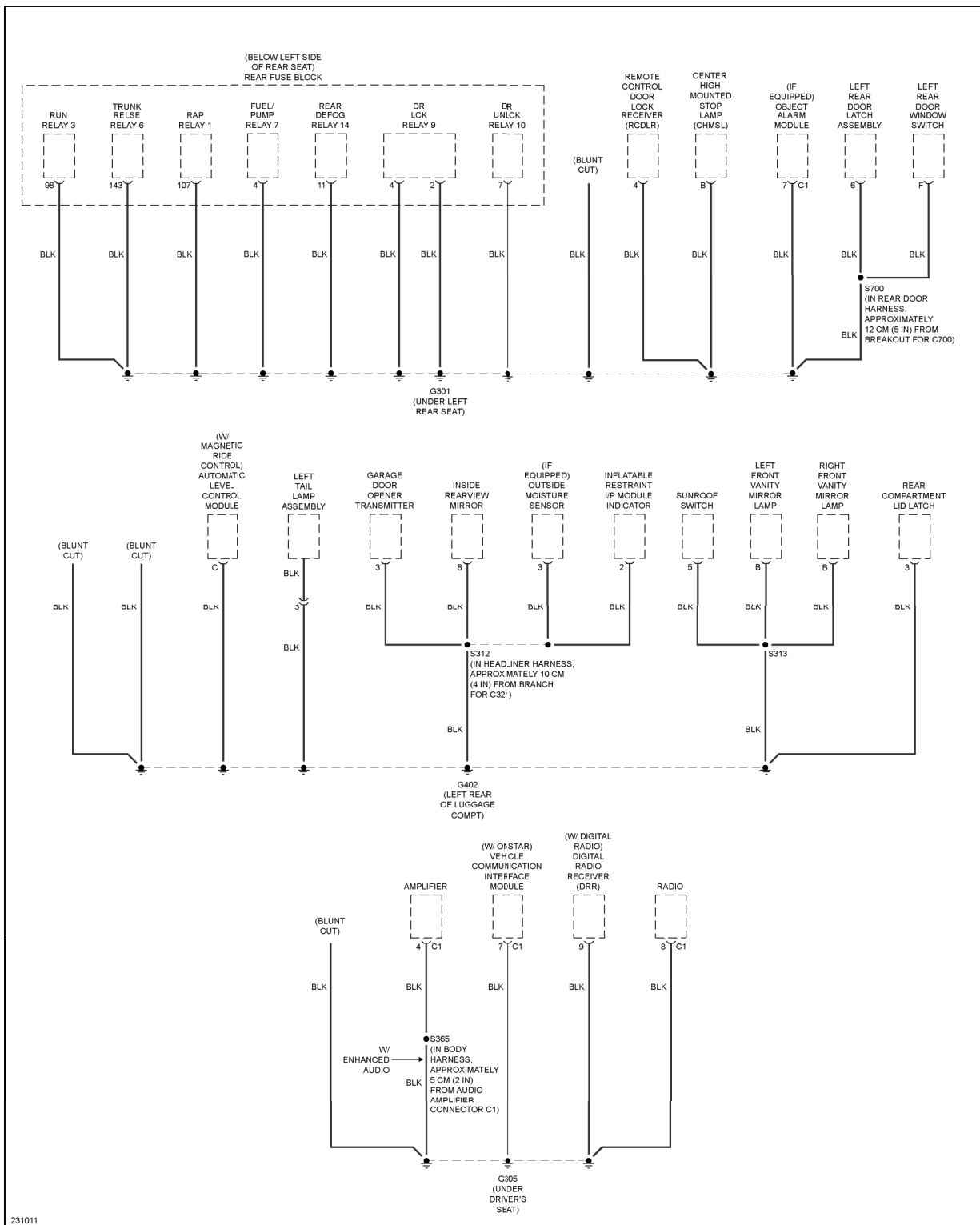


Fig. 37: Ground Distribution Circuit (3 of 4)



231011

Fig. 38: Ground Distribution Circuit (4 of 4)

POWER DISTRIBUTION

2006 Buick Lucerne CX

2006 SYSTEM WIRING DIAGRAMS Buick - Lucerne

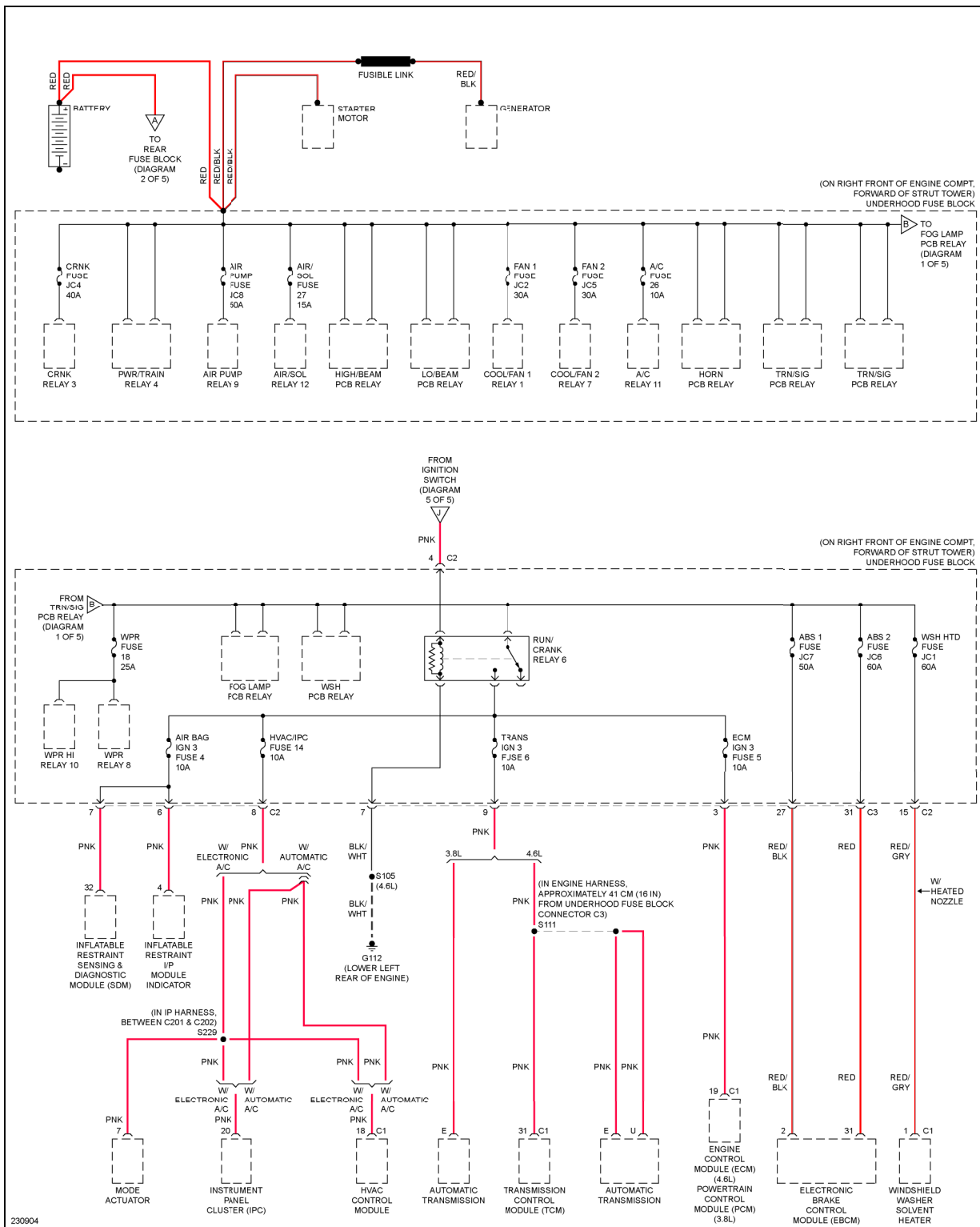


Fig. 51: Power Distribution Circuit (1 of 5)

2006 Buick Lucerne CX

2006 SYSTEM WIRING DIAGRAMS Buick - Lucerne

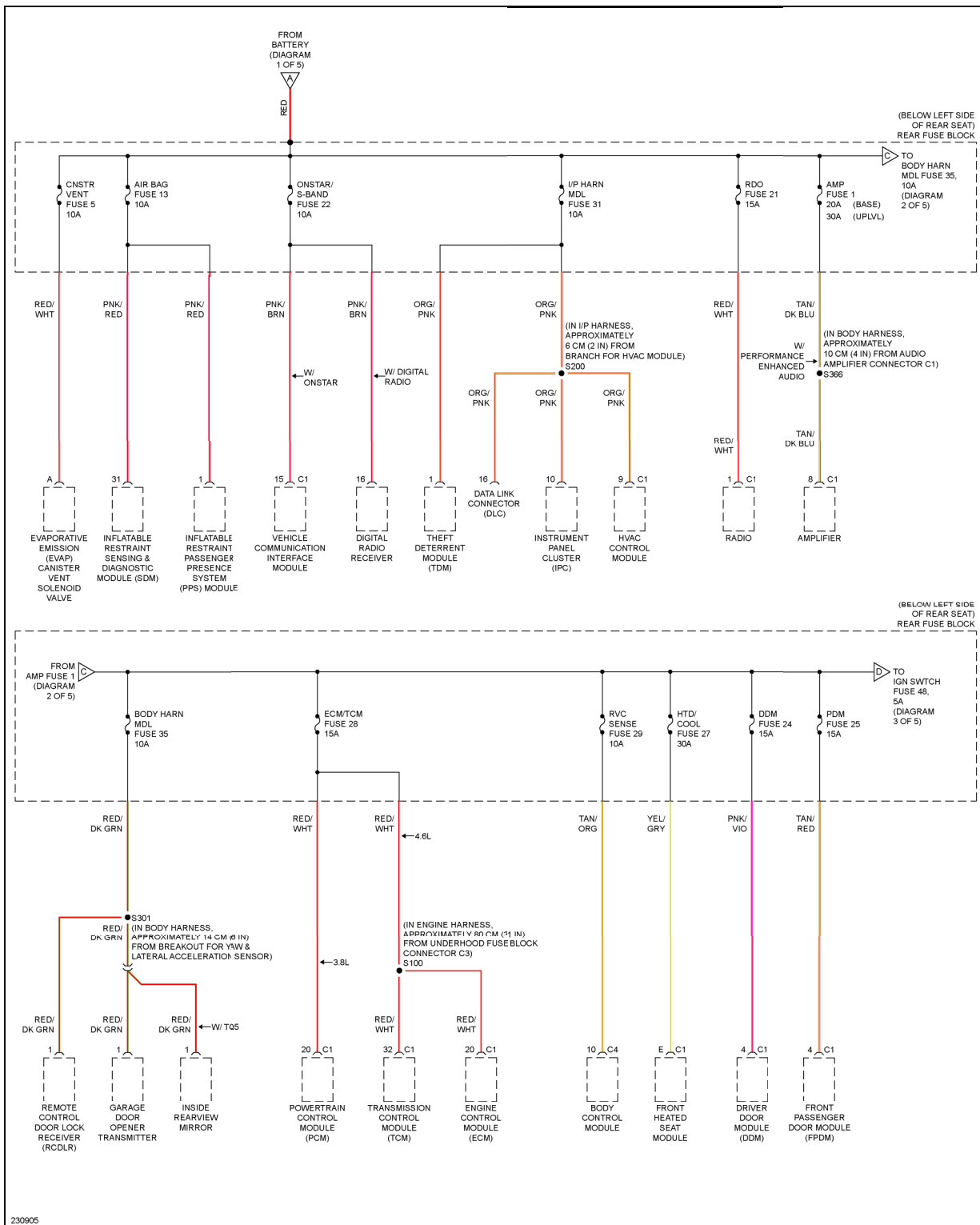


Fig. 52: Power Distribution Circuit (2 of 5)

2006 Buick Lucerne CX

2006 SYSTEM WIRING DIAGRAMS Buick - Lucerne

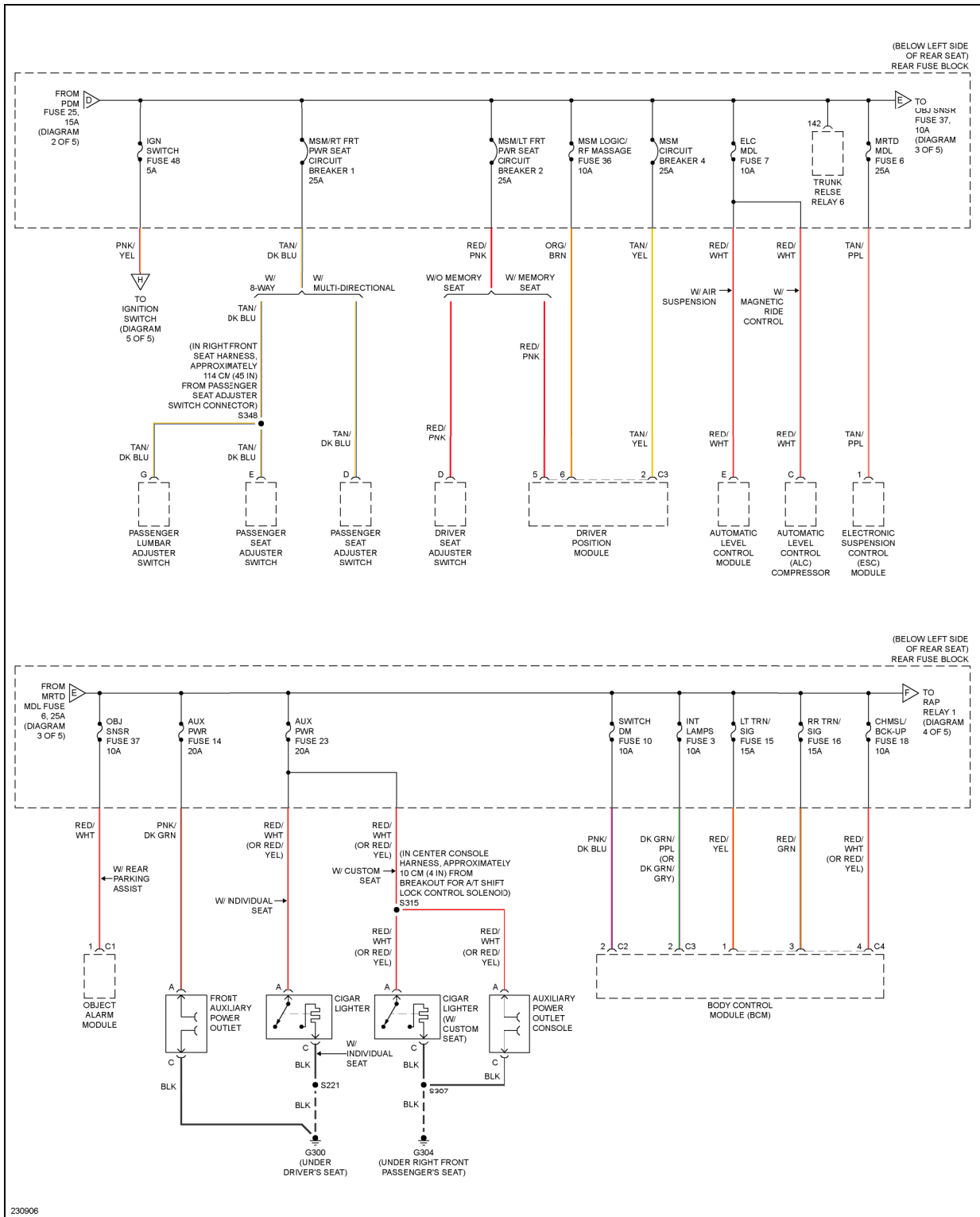


Fig. 53: Power Distribution Circuit (3 of 5)

2006 Buick Lucerne CX

2006 SYSTEM WIRING DIAGRAMS Buick - Lucerne

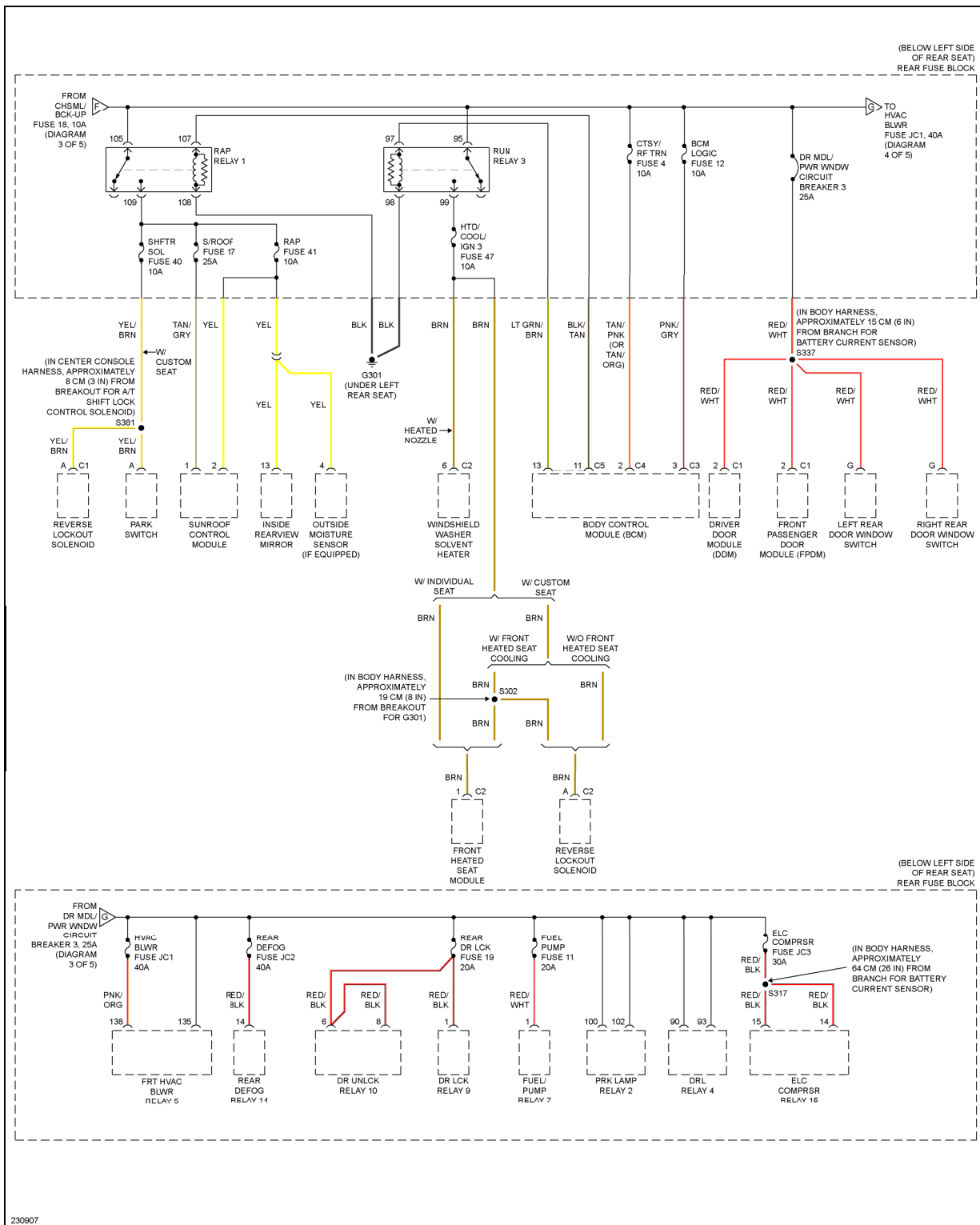


Fig. 54: Power Distribution Circuit (4 of 5)

2006 Buick Lucerne CX

2006 SYSTEM WIRING DIAGRAMS Buick - Lucerne

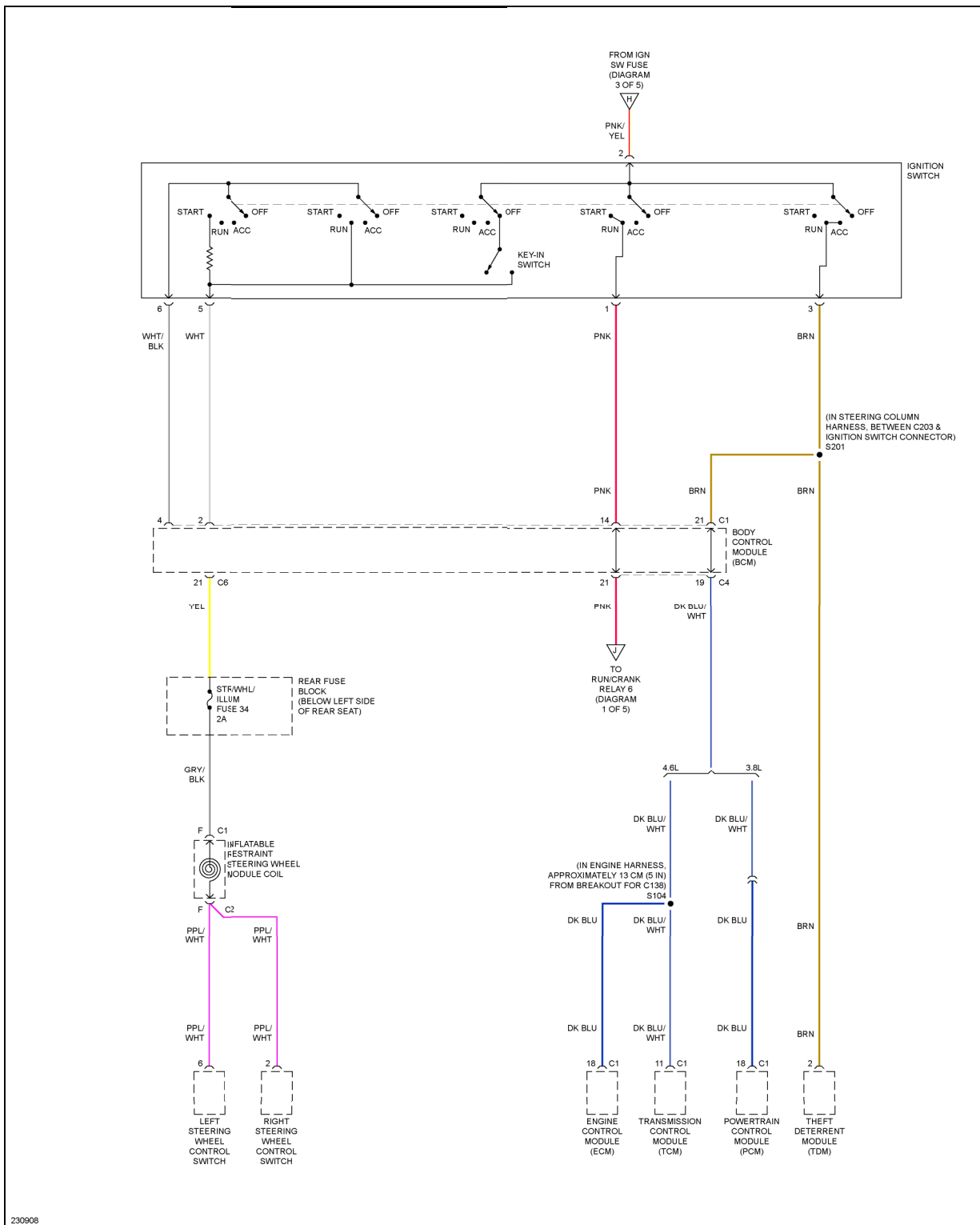
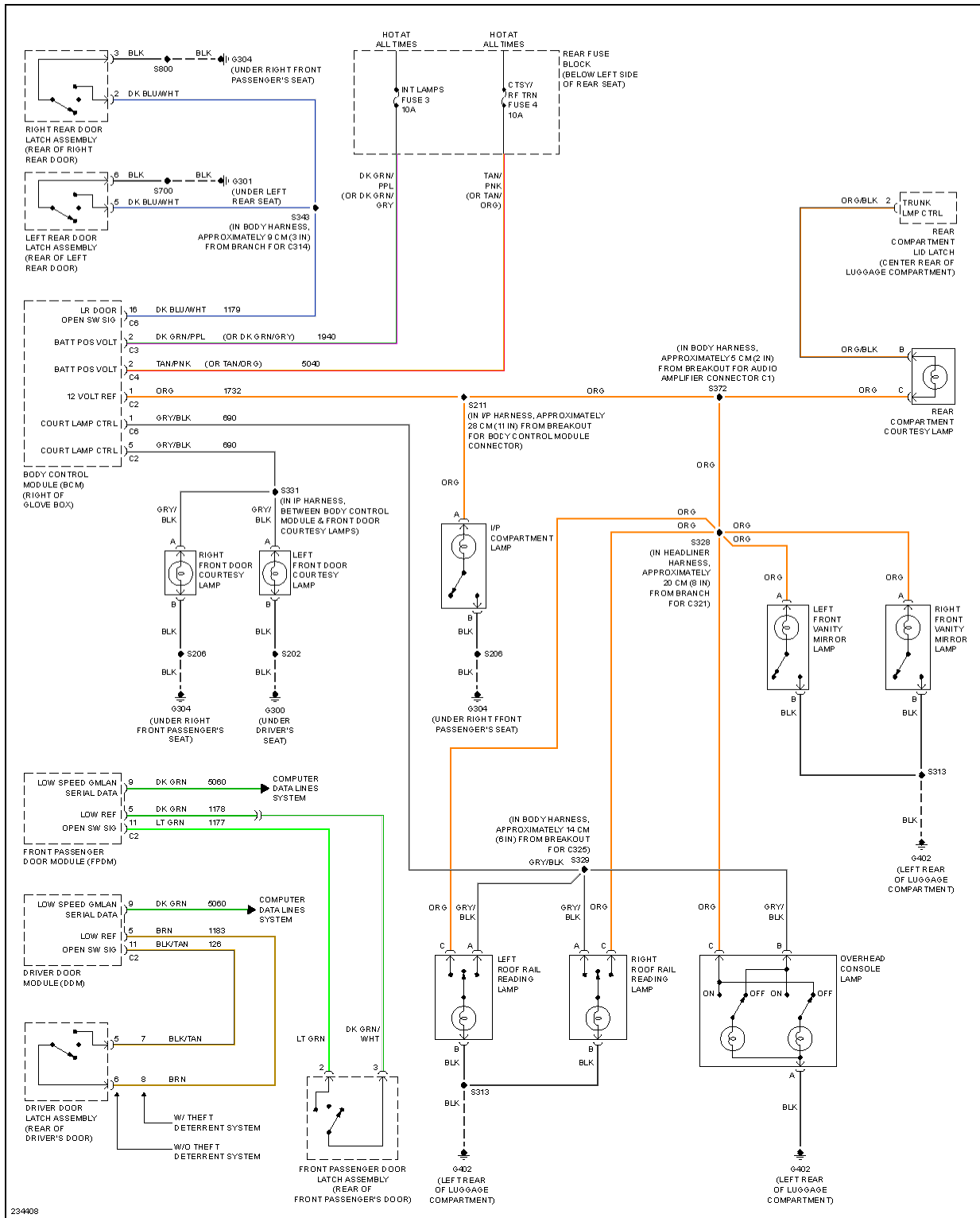


Fig. 55: Power Distribution Circuit (5 of 5)

2006 Buick Lucerne CX

SYSTEM WIRING DIAGRAMS

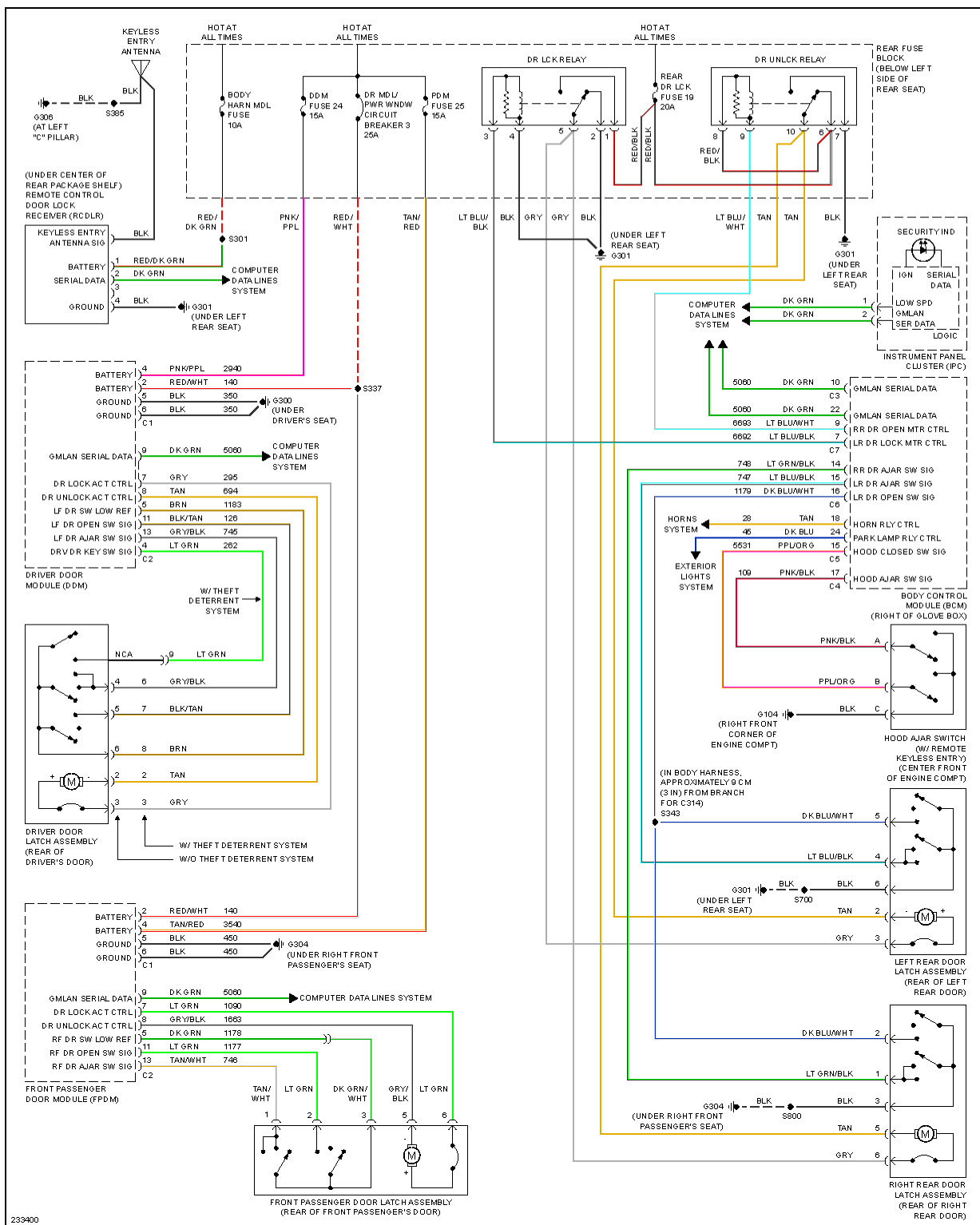
Fig. 43: Courtesy Lamps Circuit



2006 Buick Lucerne CX

SYSTEM WIRING DIAGRAMS

Fig. 56: Power Door Locks Circuit



233400

EXTERIOR LIGHTS

2006 Buick Lucerne CX

2006 SYSTEM WIRING DIAGRAMS Buick - Lucerne

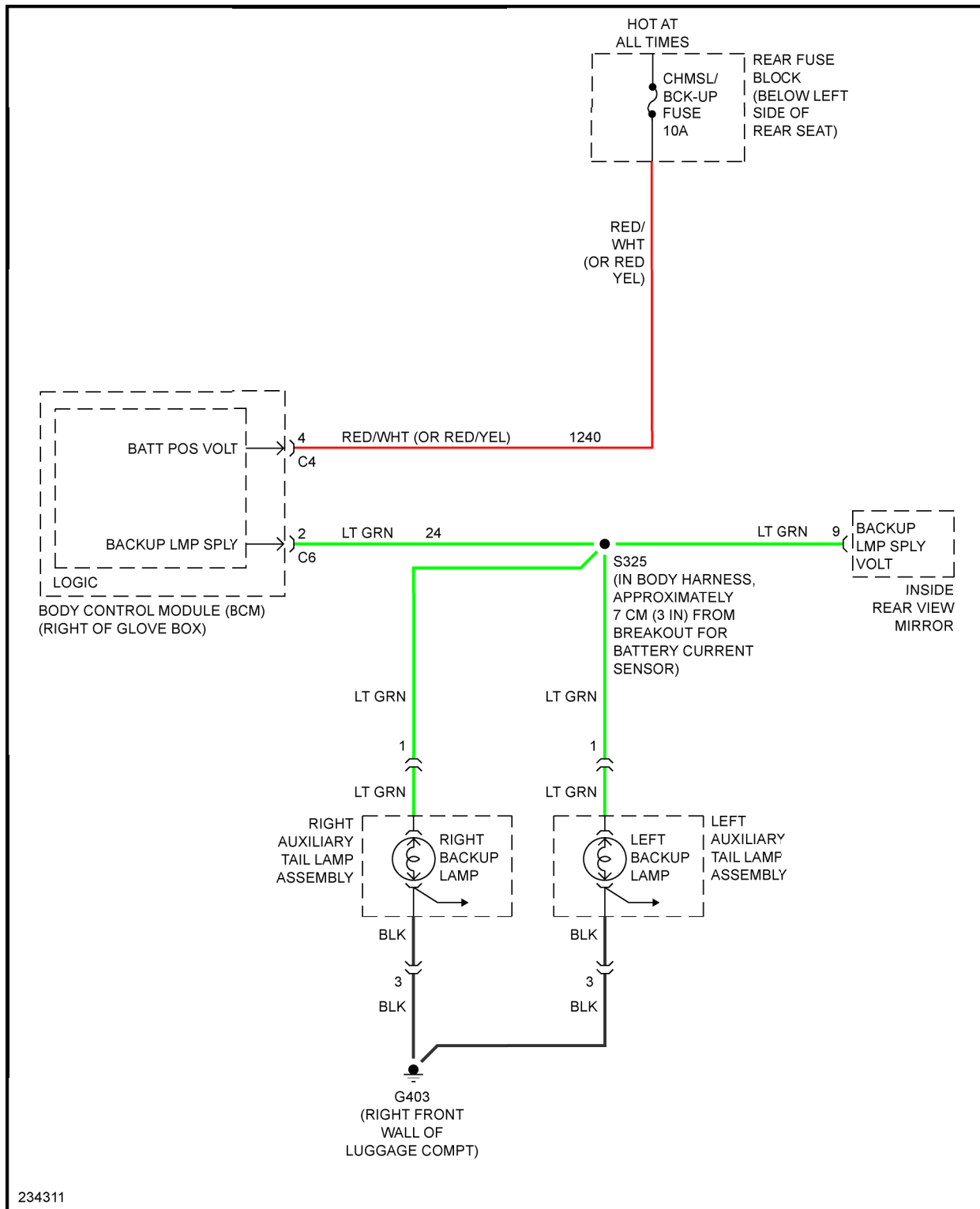


Fig. 32: Back-up Lamps Circuit

2006 Buick Lucerne CX

2006 SYSTEM WIRING DIAGRAMS Buick - Lucerne

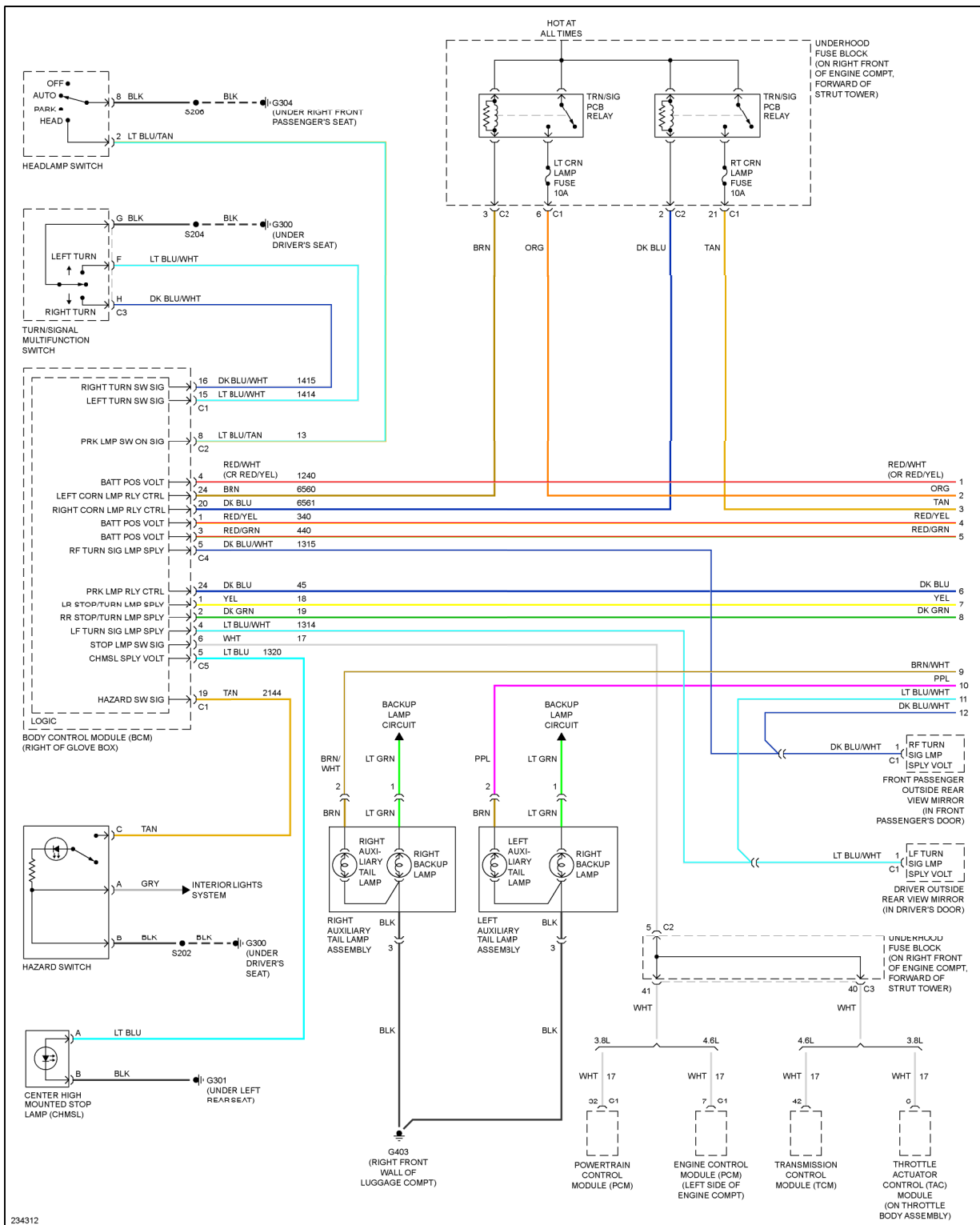


Fig. 33: Exterior Lamps Circuit (1 of 2)

2006 Buick Lucerne CX

2006 SYSTEM WIRING DIAGRAMS Buick - Lucerne

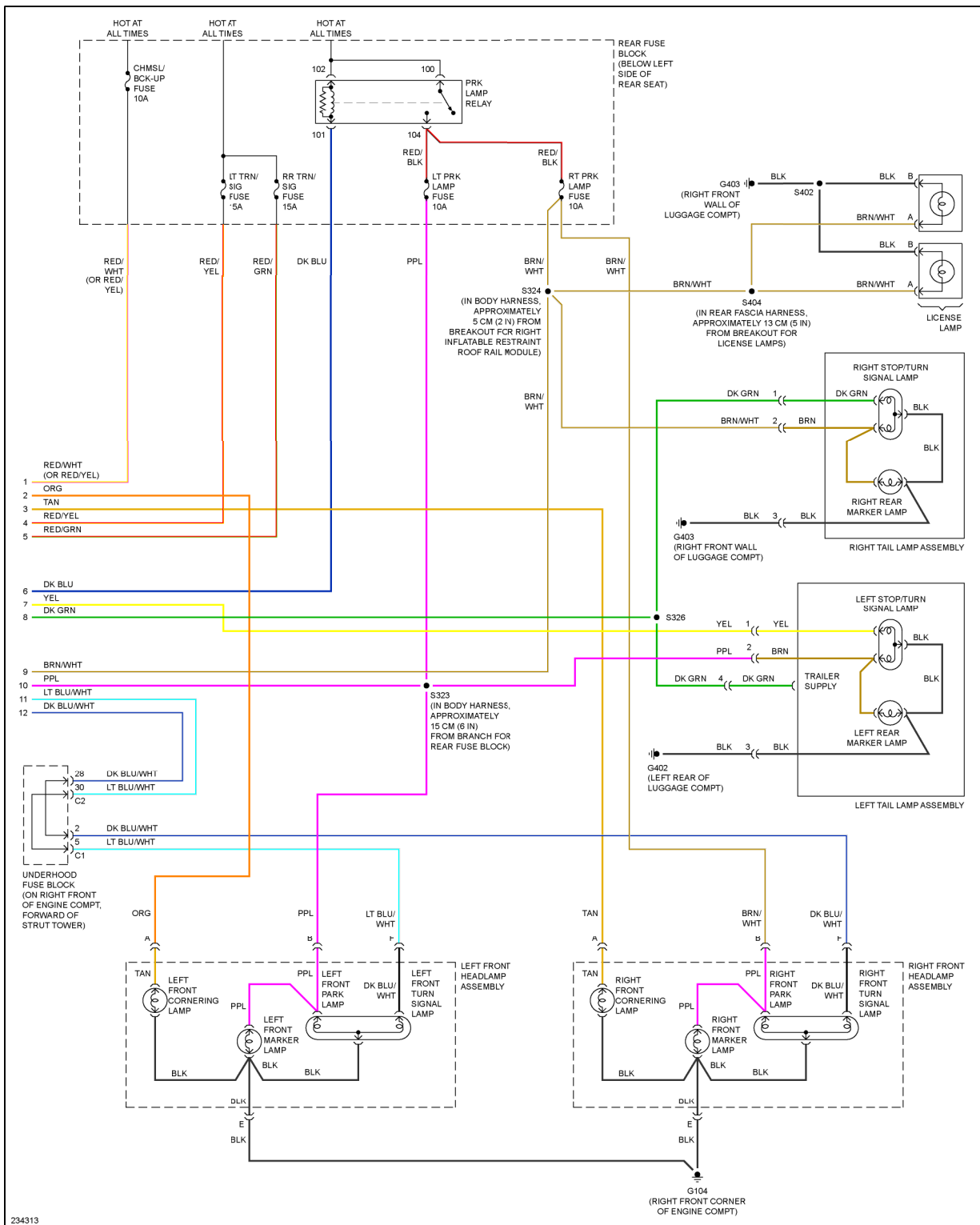
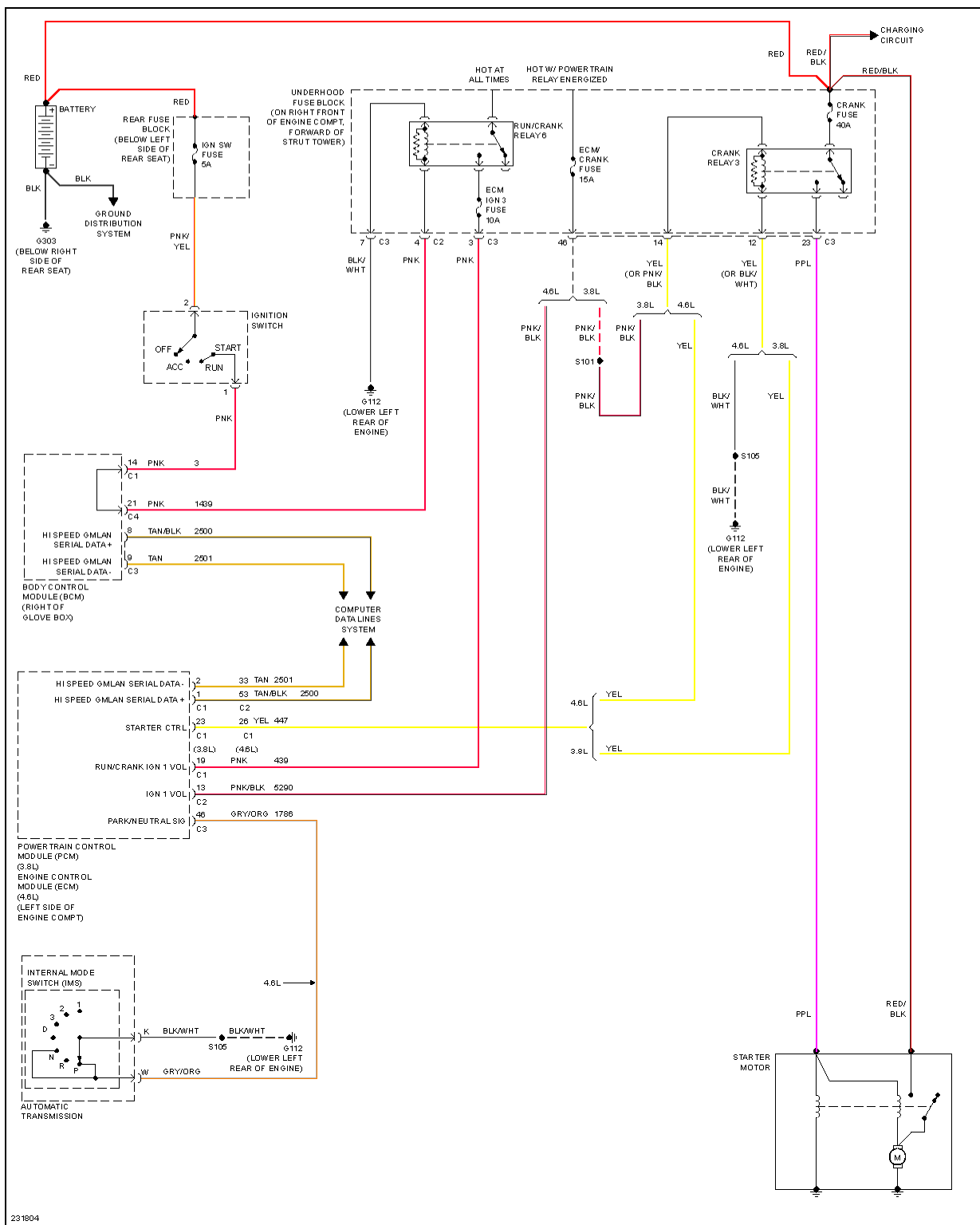


Fig. 34: Exterior Lamps Circuit (2 of 2)

2006 Buick Lucerne CX

SYSTEM WIRING DIAGRAMS

Fig. 70: Starting Circuit



2006 Buick Lucerne CX

SYSTEM WIRING DIAGRAMS

Fig. 75: Trunk Release Circuit

