

---

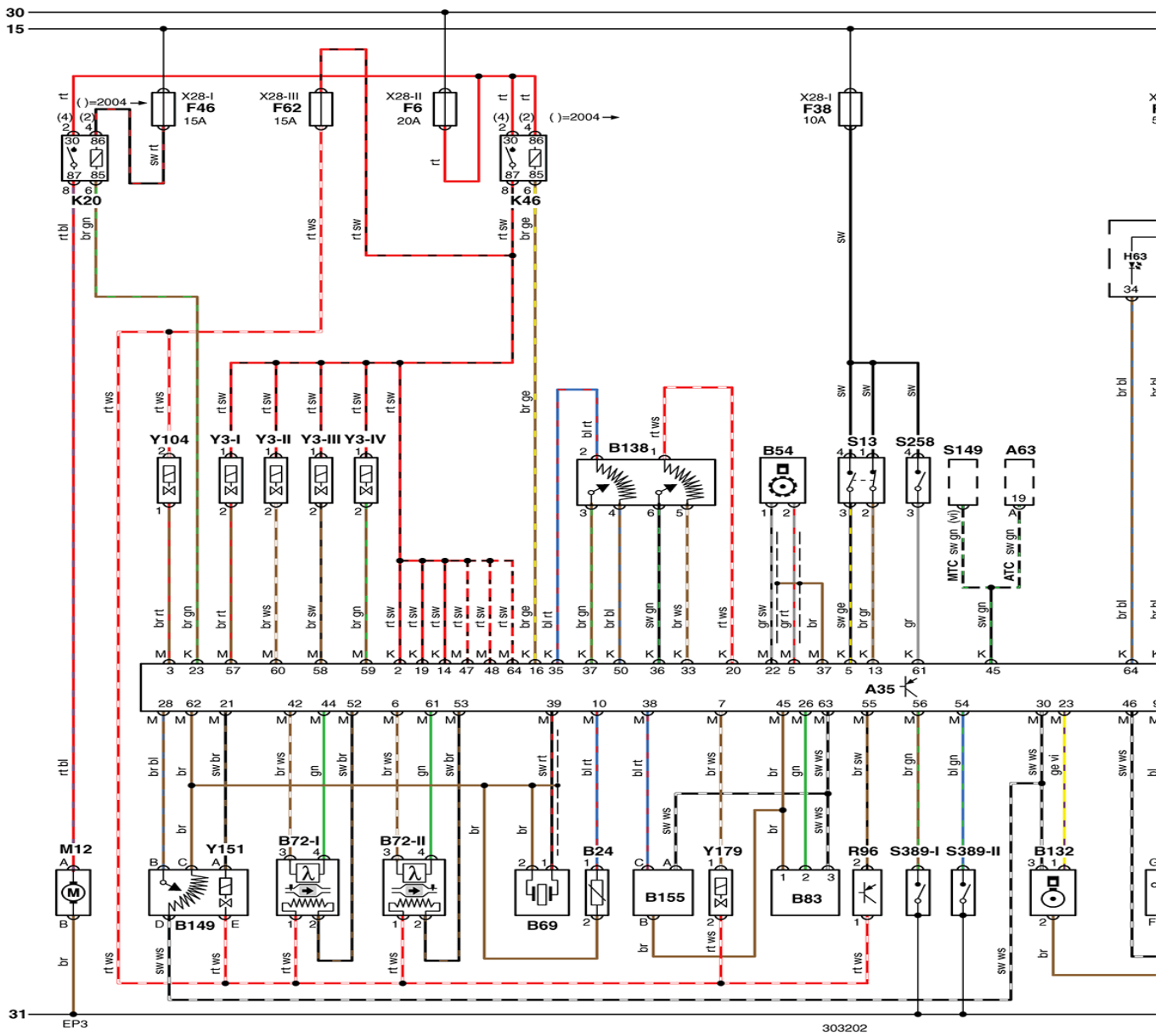
**Opel/Vauxhall (EU) Astra-G**  
Z16XEP/1.6 (T98)

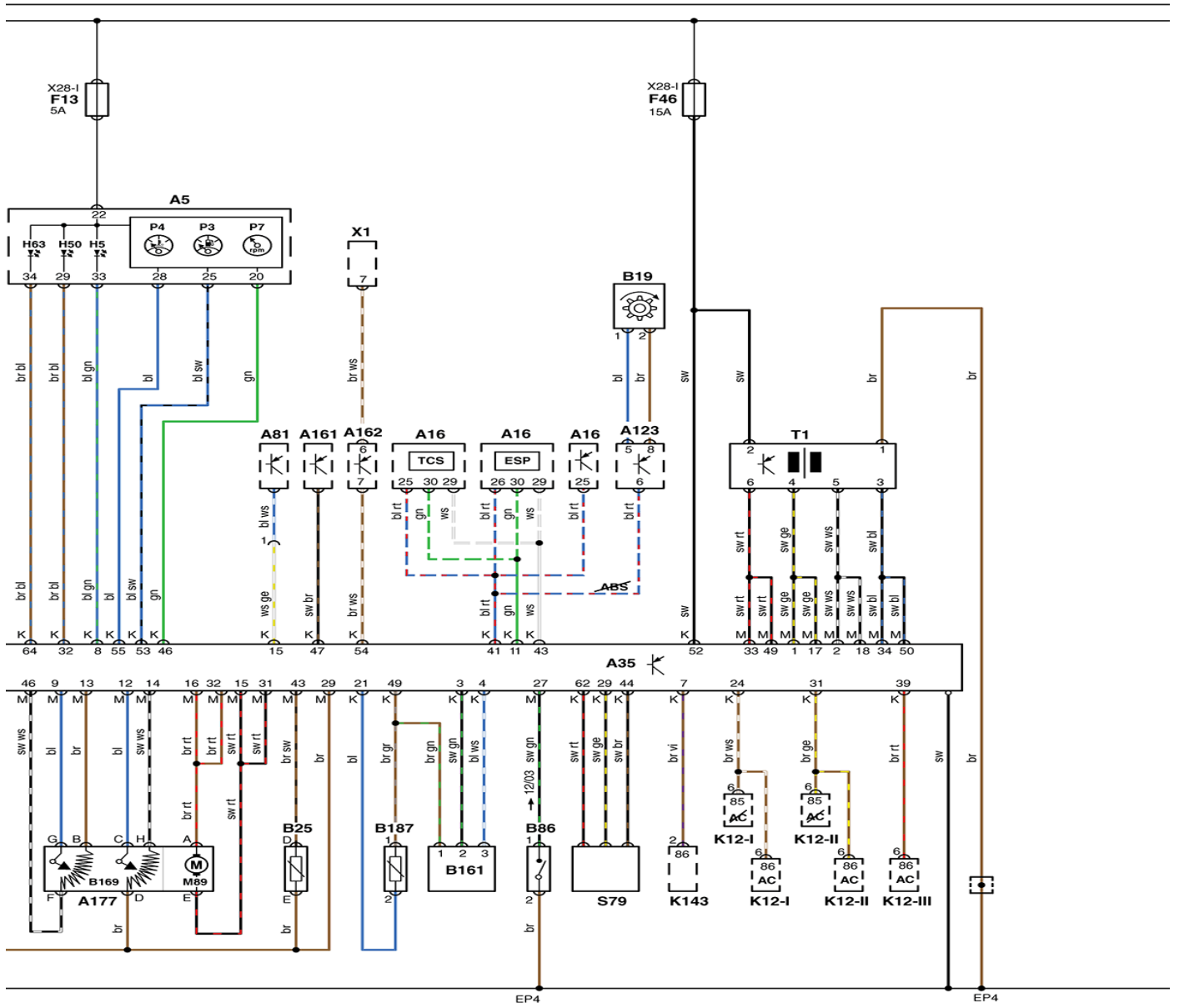
**P and B Auto Electrical**


















---

- A16 ABS control module
- A16 ABS control module
- A16 ABS control module
- B19 ABS wheel speed sensor, left front
- K143 AC compressor clutch relay
- A63 AC control module
- S149 AC master switch
- B161 AC refrigerant pressure sensor
- B138 Accelerator pedal position (APP) sensor
- 30 Battery +
- 31 Battery -
- S13 Brake pedal position (BPP) switch
- B132 Camshaft position (CMP) sensor
- S258 Clutch pedal position (CPP) switch
- B54 Crankshaft position (CKP) sensor
- S79 Cruise control master switch
- X1 Data link connector (DLC)
- A161 Digital multifunction display
- A35 Engine control module (ECM)
- K46 Engine control relay
- K12-I Engine coolant blower motor relay 1
- K12-I Engine coolant blower motor relay 1
- K12-II Engine coolant blower motor relay 2
- K12-II Engine coolant blower motor relay 2
- K12-III Engine coolant blower motor relay 3
- B187 Engine coolant blower motor temperature sensor
- B24 Engine coolant temperature (ECT) sensor
- P4 Engine coolant temperature gauge
- R96 Engine coolant thermostat
- H63 Engine malfunction indicator lamp (MIL)
- B86 Engine oil level sensor
- S389-I Engine oil pressure switch 1
- S389-II Engine oil pressure switch 2
- H5 Engine oil pressure warning lamp
- Y104 Evaporative emission (EVAP) canister purge valve
- Y151 Exhaust gas recirculation (EGR) valve actuator
- B149 Exhaust gas recirculation (EGR) valve position sensor
- F6
- F13
- F38
- F46
- F46
- F62
- P3 Fuel gauge
- M12 Fuel pump
- K20 Fuel pump relay
- B72-I Heated oxygen sensor (HO2S) 1
- B72-II Heated oxygen sensor (HO2S) 2

- T1 Ignition coil
- 15 Ignition switch - ignition ON
- A162 Immobilizer control module
- Y3-I Injector 1
- Y3-II Injector 2
- Y3-III Injector 3
- Y3-IV Injector 4
- A5 Instrument panel
- B25 Intake air temperature (IAT) sensor
- Y179 Intake manifold air control actuator
- B155 Intake manifold air control actuator position sensor
- B69 Knock sensor (KS)
- B83 Manifold absolute pressure (MAP) sensor
- A81 Power steering control module
- H50 Service indicator
- P7 Tachometer
- A177 Throttle control unit
- M89 Throttle motor
- B169 Throttle motor position sensor
- A123 Vehicle speed sensor (VSS) signal amplifier





 bl = blue	 br = brown	 dbl = dark blue
 dgn = dark green	 el = beige	 ge = yellow
 gn = green	 gr = grey	nf = clear
 og = orange	 rs = pink	 rt = red
 sr = silver	 sw = black	 vi = violet
ws = white	 hbl = light blue	 hgn = light green
 rbr = maroon	x = braided cable	y = high tension
z = non-cable connection		

NOTE: In certain diagrams (Citroen, Peugeot & Renault), colour codes are replaced by numbers which are used to identify a particular cable and not the colour. In this instance, the cables will be numbered at each end close to the harness connector.

©Copyright and database rights: Autodata Limited 1972-2020.