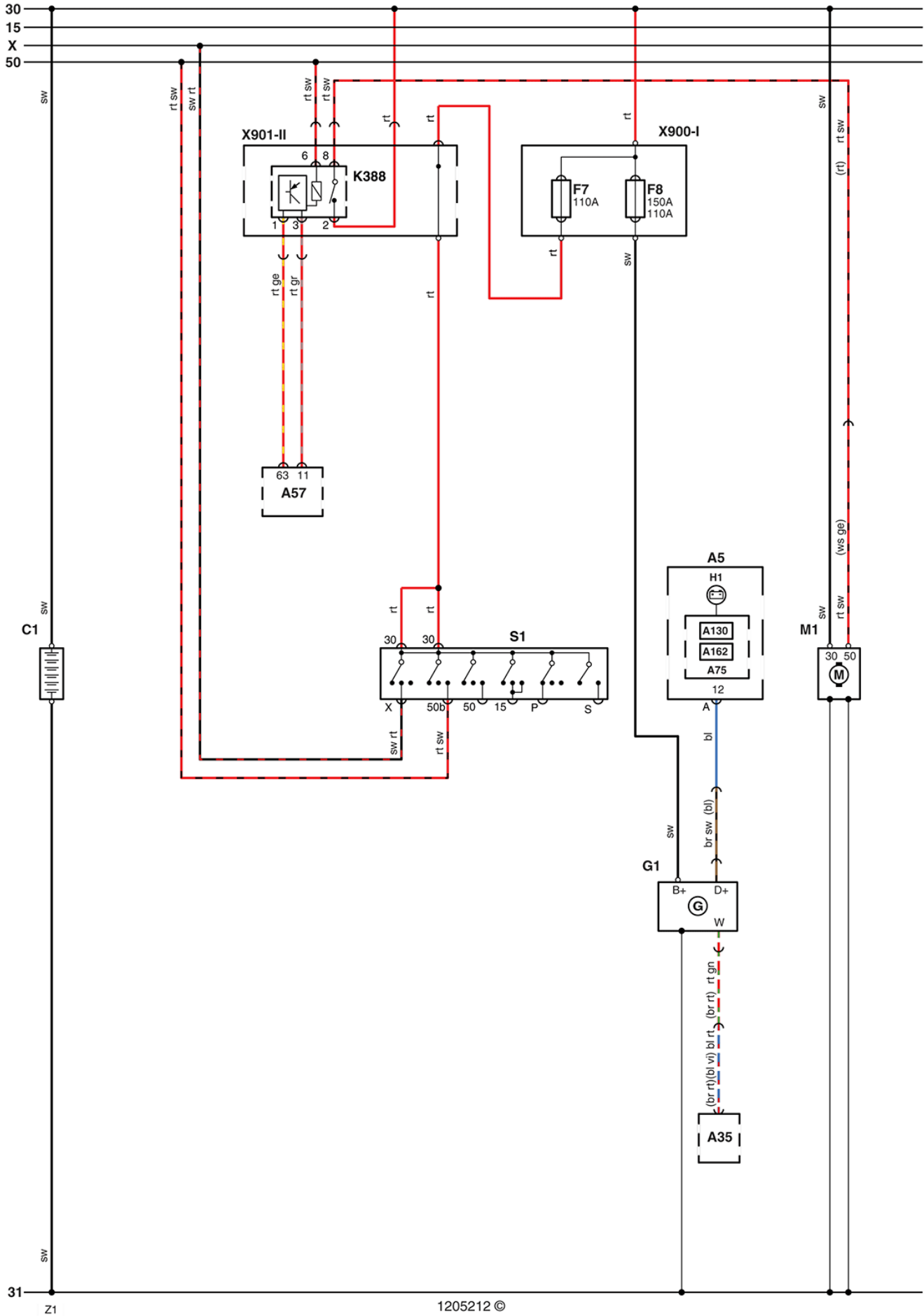















Volkswagen (EU) BeetleAZJ/2 (1C1/9C1/1Y7) (98-11)

- G1 Alternator
- H1 Alternator warning lamp
- C1 Battery
- 30 Battery +
- Z1 Battery, in engine bay
- 31 Battery -
- A130 Diagnostic module
- A35 Engine control module (ECM)
- F7
- F8
- X900-I Fuse box/relay plate, engine bay 1
- X901-II Fuse box/relay plate, fascia 2
- S1 Ignition switch
- X Ignition switch - accessories
- 15 Ignition switch - ignition ON
- 50 Ignition switch - start signal
- A162 Immobilizer control module
- A75 Instrumentation control module
- A5 Instrument panel
- M1 Starter motor
- K388 Starter motor inhibitor relay
- A57 Transmission control module (TCM)



- -
 -
 -
 -
 -
- bl = blue
 dgn = dark green
 br = brown
 el = beige
 dbl = dark blue
 ge = yellow

 gn = green	 gr = grey	 nf = clear
 og = orange	 rs = pink	 rt = red
 sr = silver	 sw = black	 vi = violet
 ws = white	 hbl = light blue	 hgn = light green
 rbr = maroon	x = braided cable	y = high tension
z = non-cable connection		

NOTE: In certain diagrams (Citroen, Peugeot & Renault), colour codes are replaced by numbers which are used to identify a particular cable and not the colour. In this instance, the cables will be numbered at each end close to the harness connector.

©Copyright and database rights: Autodata Limited 1972-2018.